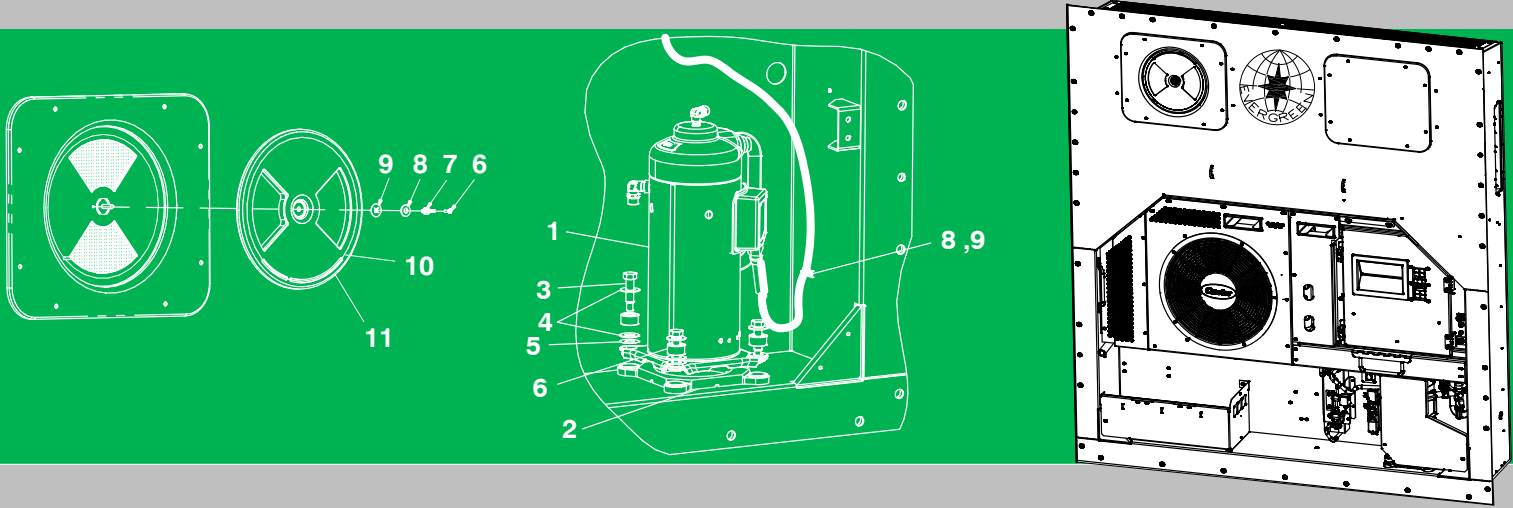




Container Refrigeration



SERVICE PARTS LIST for 69NT40-561-201 Evergreen Container Refrigeration Units



SERVICE PARTS LIST CONTAINER REFRIGERATION UNIT

**Model
69NT40-561-201**

TABLE OF CONTENTS

PARAGRAPH NUMBER		Page
1	INTRODUCTION	i
2	CONFIGURATION IDENTIFICATION	i
3	FEATURE DESCRIPTIONS	i
4	ORDERING INSTRUCTIONS	ii
5	LETTER DESIGNATIONS	ii
1	REFRIGERATION UNIT ASSEMBLY	2
1.1	REFRIGERATION UNIT – AREA LOCATOR	2
1.2	AIR EXCHANGE KIT, LOWER, NONE, HANDLE	4
1.3	UPPER FRESH AIR – VPS Panel	6
1.4	UPPER FRESH AIR – Blank Panel	8
1.5	BACK PANEL KIT	10
1.6	BOX PREP KIT	12
1.7	BULKHEAD PENETRATION – UPPER AIR EXCHANGE	14
1.8	CABLE ASSEMBLY	15
1.9	CABLE KIT	16
1.10	CABLE RESTRAINT COMPONENTS	18
1.11	COMPRESSOR ASSEMBLY	19
1.12	COMPRESSOR TUBING	20
1.13	CONDENSER KIT, COIL & COVERS	22
1.13	CONDENSER KIT, COIL & COVERS	23
1.13	CONDENSER KIT, RECIEVER, HEAT EXCHANGER SECTIONS	24
1.13	CONDENSER KIT, ECONOMIZER SECTION	25
1.14	CONDENSER FAN KIT	28
1.15	CONTROLLER KIT	30
1.16	CONTROLLER MODULE SECTION AND SOFTWARE CARDS	34
1.17	CONTROLLER DOOR KIT	36
1.18	DRAIN KIT	38
1.19	HEATER KIT	39
1.20	EVAPORATOR FAN AND MOTOR KIT	40
1.21	EVAPORATOR TUBING AND COIL	42
1.22	FRAME KIT	44
1.23	HUMIDISTAT KIT	47
1.24	INTERROGATE KIT	48
1.25	LABEL KIT	49
1.26	PANEL KIT	50
1.27	RMU KIT	51
1.28	USDA	52
1.29	WIRING KIT	54
1.30	WIRING ASSEMBLY	58
1.31	HARNESS – LOW VOLTAGE	60
2	INTERROGATOR ACCESSORIES	62
2.1	DATALINE/DATAREADER	62
3	TOOLS	64

INTRODUCTION

1 INTRODUCTION

The Carrier Transicold model 69NT40–561–201 series units are of lightweight aluminum frame construction, designed to fit in the front of a container and serve as the container's front wall.

They are one piece, self-contained, all electric units, which include cooling and heating systems to provide precise temperature control.

The units are supplied with a complete charge of refrigerant R-134a and compressor lubricating oil, and are ready for operation upon installation. Forklift pockets are provided for unit installation and removal.

The base unit operates on nominal 380/460 volt, 3-phase, 50/60 hertz (Hz) power. Control system power is provided by a transformer which steps the supply power down to 18 and 24 volts, single phase.

The controller is a Carrier Transicold Micro-Link 3 microprocessor. The controller operates automatically to select cooling, holding or heating as required to maintain the desired set point temperature within very close limits. The unit may also be equipped with an electronic temperature recorder.

The controller has a keypad and display for viewing or changing operating parameters. The display is also equipped with lights to indicate various modes of operation.

2 CONFIGURATION IDENTIFICATION

Unit identification information is provided on a plate located to the left of the receiver, on the back wall of the condenser section. The plate provides the unit model number, the unit serial number and the unit parts identification number (PID). The model number identifies the overall unit configuration, while the PID number provides information on specific optional equipment, factory provisioned to allow for field installation of optional equipment and differences in detailed parts.

3 FEATURE DESCRIPTIONS

3.1 Control Box

Units are equipped with an aluminum control box.

3.2 Temperature Readout

The unit is fitted with suction and discharge temperature sensors. The sensor readings may be viewed on the controller display.

3.3 Pressure Readout

The unit is fitted with evaporator and discharge transducers. The transducer readings may be viewed on the controller display.

3.4 Compressor

The unit is fitted with a scroll compressor equipped with suction and discharge service connections.

3.5 Condenser Coil

The unit is fitted with a two-row square formed condenser coil using 7mm tubing.

3.6 Evaporator

Evaporator section is equipped with an electronic expansion valve (EEV).

3.7 Evaporator Fan Operation

Units are equipped with three-phase evaporator fan motors. Opening of an evaporator fan internal protector will shut down the unit.

3.8 Plate Set

Each unit is equipped with a tethered set of wiring schematics and wiring diagram plates. The plate sets are ordered using a seven-digit base part number and a two-digit dash number.

3.9 Battery

The refrigeration controller may be fitted with standard replaceable batteries or a rechargeable battery pack. Rechargeable battery packs may be fitted in the standard location or in a secure location.

3.10 Dehumidification

The unit may be fitted with a humidity sensor. This sensor allows setting of a humidity set point in the controller. In dehumidification mode, the controller will operate to reduce internal container moisture level.

3.11 USDA

The unit may be supplied with fittings for additional temperature probes, which allow recording of USDA Cold Treatment data by the integral DataCORDER function of the Micro-Link refrigeration controller.

3.12 Interrogator

Units that use the DataCORDER function are fitted with interrogator receptacles for connection of equipment to download the recorded data. Two receptacles may be fitted; one is accessible from the front of the container and the other is mounted inside the container (with the USDA receptacles).

3.13 Remote Monitoring

The unit may be fitted with a remote monitoring receptacle. This item allows connection of remote indicators for COOL, DEFROST and IN RANGE. Unless otherwise indicated, the receptacle is mounted at the control box location.

3.14 Communications Interface Module

The unit may be fitted with a communications interface module. The communications interface module is a slave module, which allows communication with a master central monitoring station. The module will respond to communication and return information over the main power line. Refer to the ship master system technical manual for further information.

3.15 Gutters

Rain gutters are fitted over the control box to divert rain away from the controls.

3.16 Handles

The unit may be equipped with handles to facilitate access to stacked containers. These fixed handles are located on either side of the unit.

3.17 Back Panels

Aluminum back panels may have access doors and/or hinge mounting.

3.18 460 Volt Cable

A 460 volt power cable and plug designs are installed for the main 460 volt supply.

3.19 Cable Restraint

A bungee cord style cable restraint is available for storage of the power cables.

3.20 Upper Air (Fresh Air Make Up)

The unit is fitted with an upper fresh air makeup assembly. The fresh air makeup assembly is equipped with a vent positioning sensor (VPS).

3.21 Labels

Safety Instruction and Function Code listing labels are supplied in English and Traditional Chinese.

3.22 Controller

Two replacement controllers are available:

1. Re-manufactured – Controller is the equivalent of a new OEM controller and is supplied with a 12-month warranty.
2. Repaired – Controller has had previous faults repaired and upgraded with the latest software.

Note: Repaired controllers are NOT to be used for warranty repairs; only full OEM Remanufactured controllers are to be used.

Controllers will be factory-equipped with the latest version of operational software, but will NOT be configured for a specific model number and will need to be configured at the time of installation or sale.

3.23 Condenser Grille

The unit is equipped with direct bolted grilles.

4 ORDERING INSTRUCTIONS

All orders and inquiries for parts must include: Parts Identification Number (**PID**), Model Number, Unit Serial Number, Part Number, description of part as shown on list, and quantity required. Address all correspondence for parts to the following address:

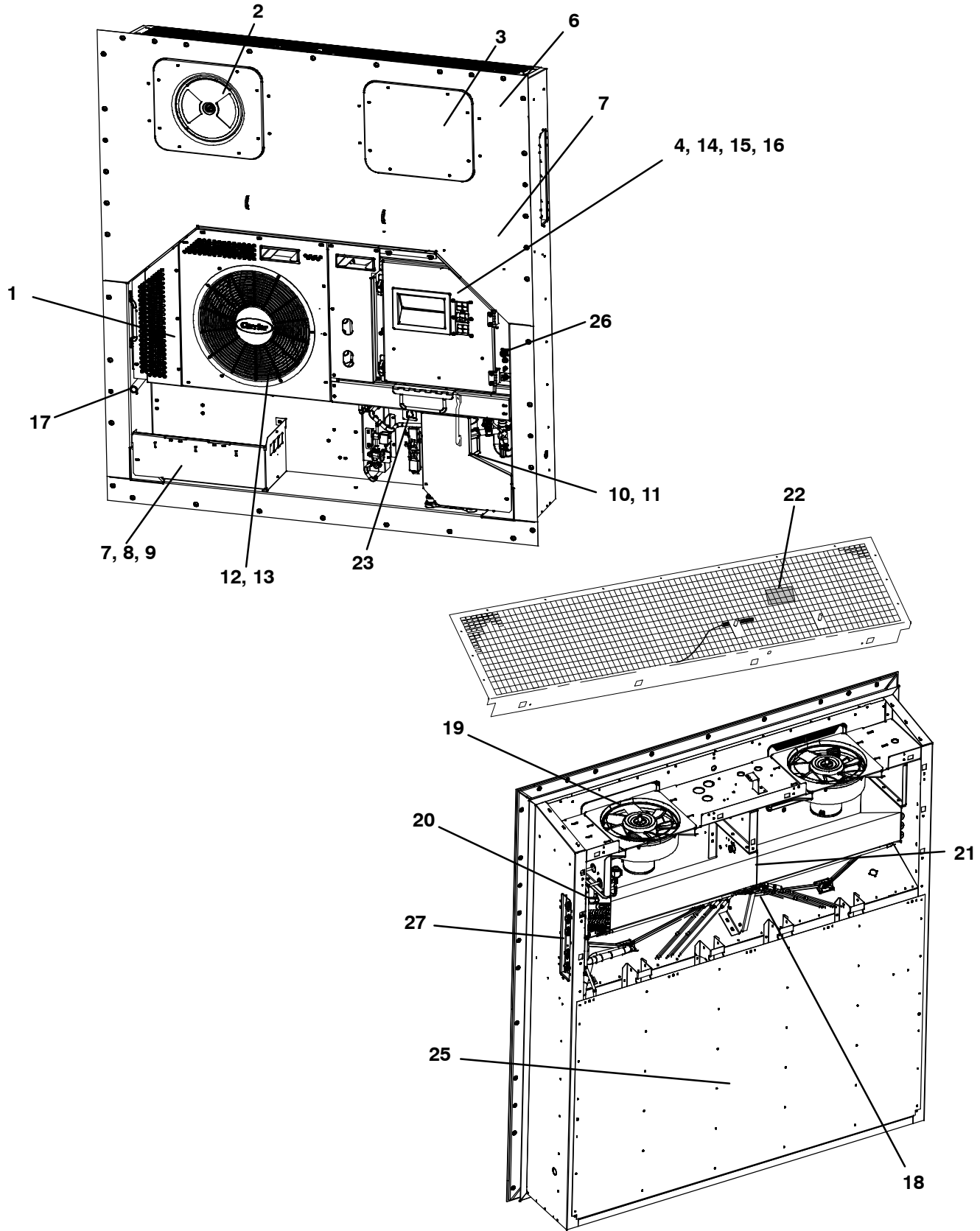
CARRIER TRANSICOLD DIVISION
Replacement Components Group, TR-20
P.O. Box 4805, Syracuse, New York 13221
or FAX to: (315) 432-3778

5 LETTER DESIGNATIONS

The following letter designations are used to classify parts throughout this list:

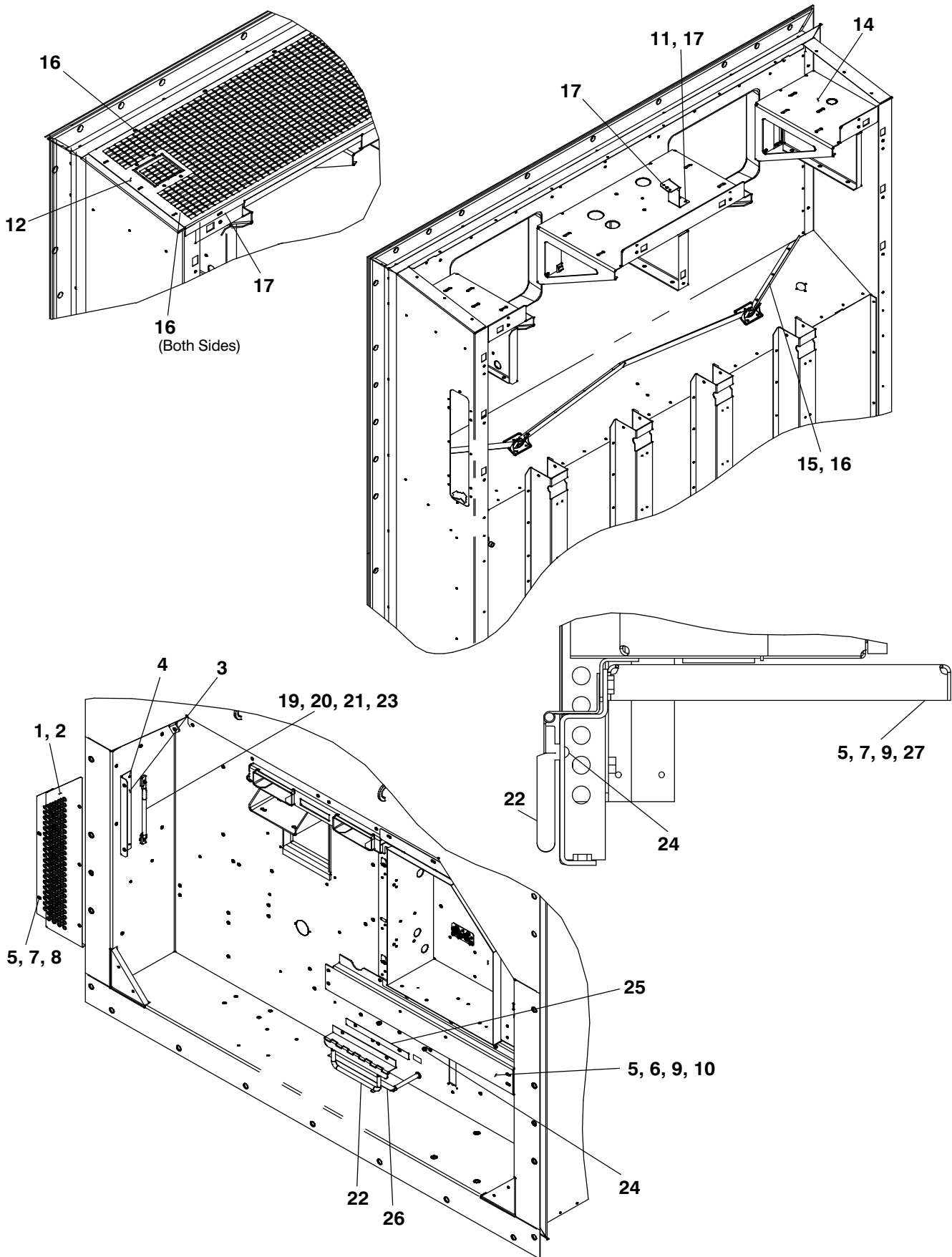
- A/R = *As Required*
- N/A = *Not Available*
- NS = *Not Shown* in illustration
- NSS = *Not Sold Separately* - order next higher assembly or kit
- PID = *Parts Identification Number* - essential to identify unit configuration.
- PL = *Purchase Locally*
- SST = *Stainless Steel* - 300 Series unless otherwise specified.
- SV = Suffix *SV* - added to part number designates service replacement part.

1 REFRIGERATION UNIT ASSEMBLY
1.1 REFRIGERATION UNIT - AREA LOCATOR



1.1 REFRIGERATION UNIT – AREA LOCATOR (Continued)		
Item	Section Number	Area Description
1	Refer to Section 1.2	AIR EXCHANGE KIT, LOWER, NONE, HANDLE
2	Refer to Section 1.3	UPPER FRESH AIR – VPS Panel
3	Refer to Section 1.4	UPPER FRESH AIR – Blank Panel
4	Refer to Section 1.5	BACK PANEL KIT
5	Refer to Section 1.6	BOX PREP KIT
6	Refer to Section 1.7	BULKHEAD PENETRATION – UPPER AIR EXCHANGE
7	Refer to Section 1.8	CABLE ASSEMBLY
8	Refer to Section 1.9	CABLE KIT
9	Refer to Section 1.10	CABLE RESTRAINT COMPONENTS
10	Refer to Section 1.11	COMPRESSOR ASSEMBLY
11	Refer to Section 1.12	COMPRESSOR TUBING
12	Refer to Section 1.13	CONDENSER KIT, COIL & COVERS
	Refer to Section 1.13	CONDENSER KIT, RECIEVER, HEAT EXCHANGER
	Refer to Section 1.13	CONDENSER KIT, ECONOMIZER SECTION
13	Refer to Section 1.14	CONDENSER FAN KIT
14	Refer to Section 1.15	CONTROLLER KIT
15	Refer to Section 1.16	CONTROLLER MODULE SECTION AND SOFTWARE CARDS
16	Refer to Section 1.17	CONTROLLER DOOR KIT
17	Refer to Section 1.18	DRAIN KIT
18	Refer to Section 1.19	HEATER KIT
19	Refer to Section 1.20	EVAPORATOR FAN AND MOTOR KIT
20	Refer to Section 1.21	EVAPORATOR TUBING AND COIL
21	Refer to Section 1.22	FRAME KIT
22	Refer to Section 1.23	HUMIDISTAT KIT
23	Refer to Section 1.24	INTERROGATE KIT
24	Refer to Section 1.25	LABEL KIT (not shown)
25	Refer to Section 1.26	PANEL KIT
26	Refer to Section 1.27	RMU KIT
27	Refer to Section 1.28	USDA
28	Refer to Section 1.29	WIRING KIT (not shown)
29	Refer to Section 1.30	WIRING ASSEMBLY (not shown)
30	Refer to Section 1.31	HARNESS – LOW VOLTAGE (not shown)
NS	Refer to Section 2.1	DataLine/Data Reader

1.2 AIR EXCHANGE KIT, LOWER, NONE, HANDLE

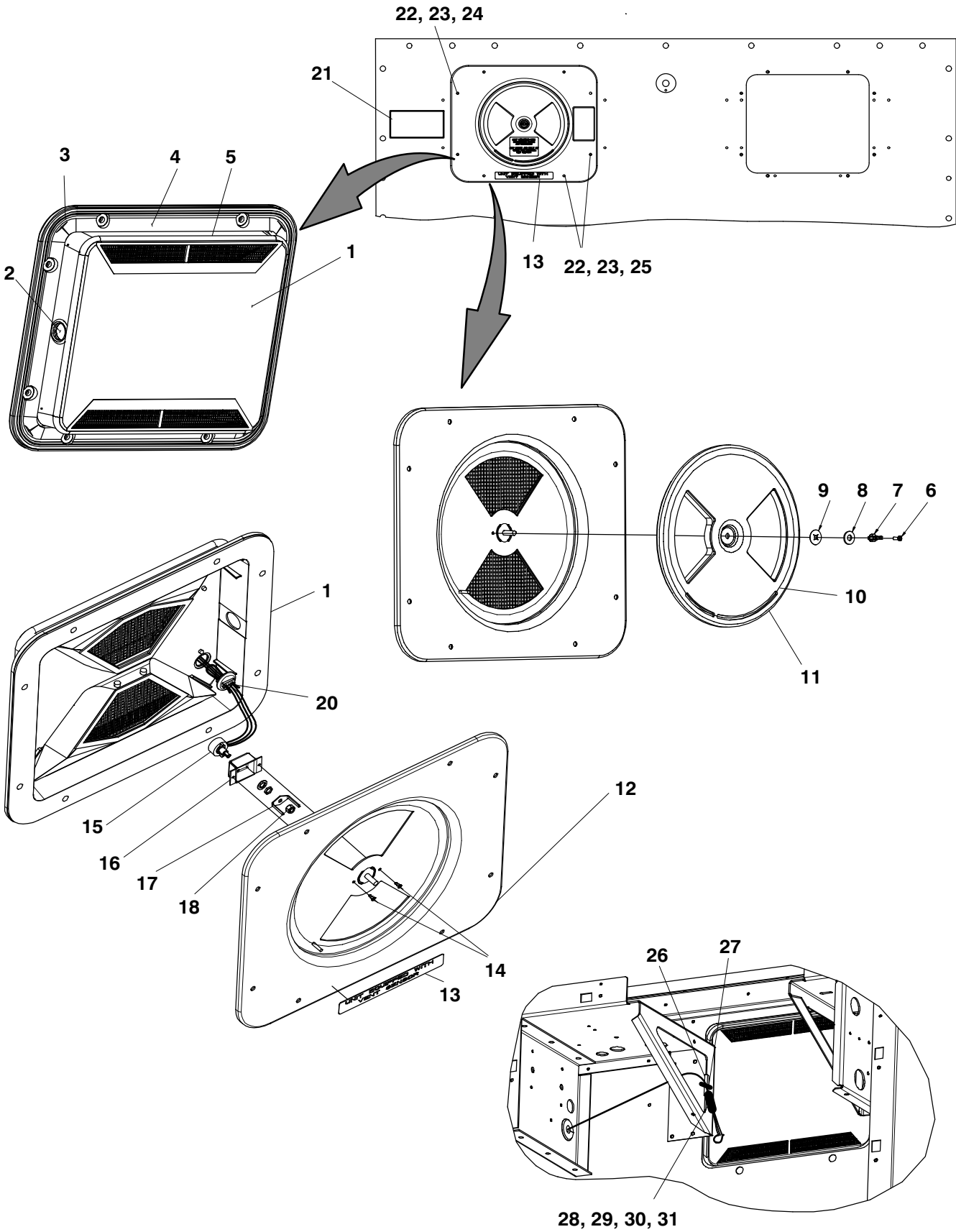


77-01677

1.2 AIR EXCHANGE KIT, LOWER, NONE, HANDLE (Continued)			
Item	Part Number	Description	Qty
1	68-17044-00SV	Panel:	1
2	42-00065-01	Gasket	1
3	68-17118-00	Bracket	1
4	34-00928-20	Rivet, Blind	2
5	66U1-5361-25	Screw, Cap Hex Head 1/4-20 X 0.75	11
6	68-17129-02	Cover	1
7	34-06053-18	Washer, Retaining .250 ID X 1.000 OD	6
8	66U1-5321-3	Washer, Plain 1/4 N Type A	5
9	66U1-5321-7	Washer, Plain 1/4 W Type A	4
10	34-06053-00	Washer .250 ID X .800 OD	4
11	68-16521-00	Bracket	1
12	68-16695-00	Grille	1
13	68-17344-00	Panel	1
14	68-16697-00	Fan Deck	1
15	68-17188-00	Gutter	1
16	34-00928-07	Rivet, Blind	16
17	34-00928-09	Rivet, Blind	8
18	68-17200-00	Channel	1
19	69NT35-8113	Handle	1
20	34-00792-07	Screw, Cap Hex Head 5/16-18 X 0.88	2
21	66U1-5331	Washer, Lock 5/16 Spring	2
22	69NT40-657-4	Handle Assembly	1
23	34-06053-15	Washer	2
24	58-04480-00	Bumper, Rubber	2
25	58-04910-06	Protector	1
26	58-04910-07	Protector	1
27	86-05078-00	Bracket	1

77-01677-02

1.3 UPPER FRESH AIR – VPS Panel



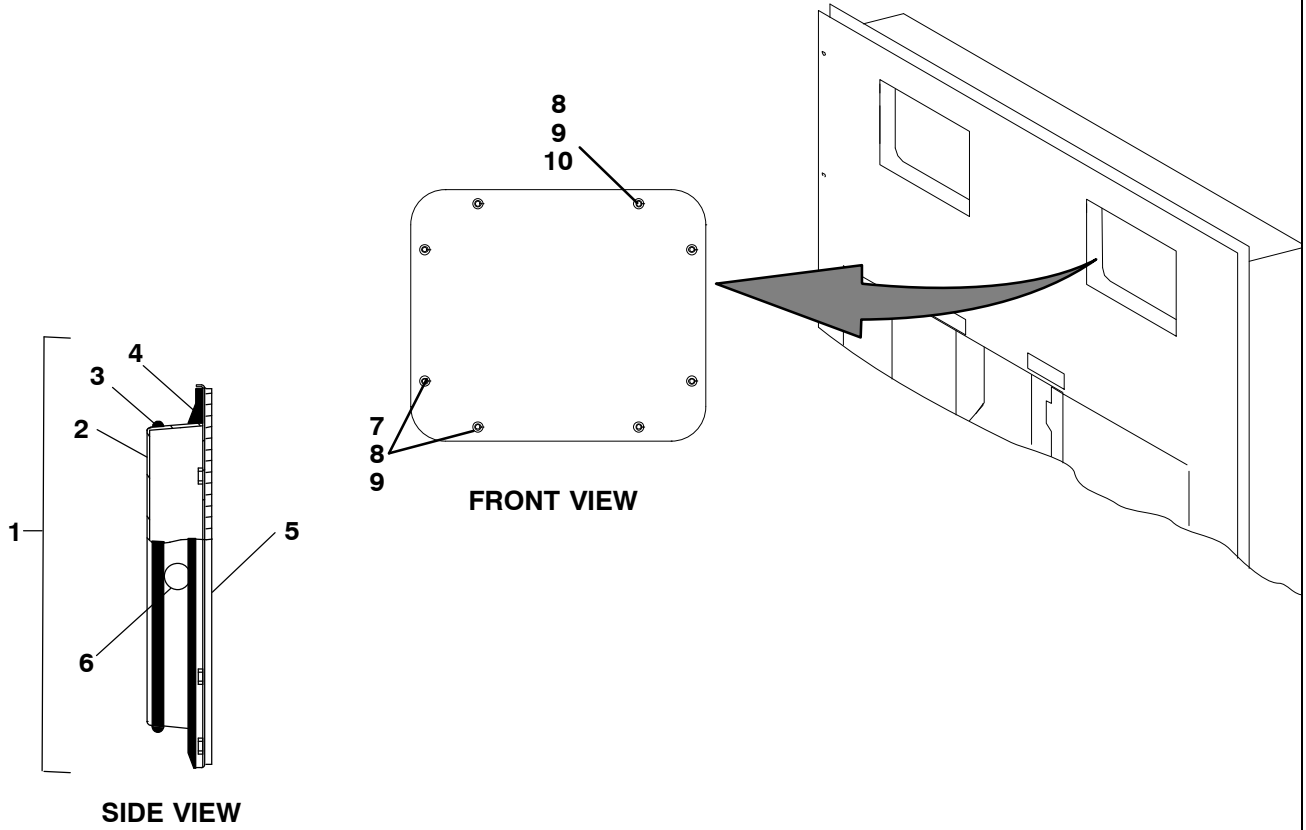
77-01658

1.3 UPPER FRESH AIR – VPS Panel (Continued)

Item	Part Number	Description	Qty
1	79-66626-00	Upper Air Panel Assembly, Access, White – Includes:	1
2	66U1-5562-2	Plug Button, 1.25 Inch Diameter Hole	1
3	68-12940-05	Cover, Top, Evaporator Access Panel, White	1
4	42-00296-01	Gasket, Evaporator Access Panel	1
5	42-00327-00	Gasket, 0.26 X 0.50 Half-Round	1
6	34-06185-01	Screw, Pan Head, #8-32 X 0.50 with Nylock	1
7	66U1-5362-2	Nut, Wing, 5/16-18, SST	1
8	66U1-5321-13	Washer, Plain 5/16 W Type A, SST	1
9	34-06053-19	Washer, Mylar 1.00 OD X 0.312 ID	1
10	42-00407-00	Gasket, 0.50 Fresh Air Disc	1
11	68-12933-07	Disc, 12.35 Inch Diameter, White	1
12	58-04376-05	Panel	1
13	62-10930-00	Label VPS	1
	76-66615-00	Upper VPS Sensor Replacement Includes:	1
14	34-00928-20	Rivet	2
	79-66703-00	Sensor Kit Includes:	2
15	12-00603-02	Sensor Rotary Position	2
16	68-14815-00	Bracket, Sensor .063 Thick Aluminum	2
17	68-14903-00	Plate	1
18	34-66622-05	Nut, Self Lock	2
19	58-66646-00	Plate	2
20	22-66681-00	Wire Harness Resettable Fuse Assembly	2
21	62-66723-00	Label Fresh Air	1
22	34-06053-13	Washer, Mylar, 1/4 ID X 0.80 OD	8
23	34-06212-12	Washer, Flat, 1/4, SST	8
24	34-00655-08	Screw, Hex Head, 1/4-20 X 1.00 Inch Long	6
25	34-06154-00	Screw, Hex Head, 1/4-20 X 1.00 Inch Long – TIR	2
26	66CH1-1172-2	Trim, Flexible 2.00 Inches Long	1
27	58-00969-00	Wire Tie 2.80 Inch Diameter, Double Loop	1
28	22-01613-10	Plug, 4-Pin	1
29	22-01613-13	Contact, Socket #16	3
30	22-01613-11	Lock, 4-Pin – Secondary	1
31	22-01660-08	Plug, 0.12 Inch Diameter X 0.58	1

77-01658-33

1.4 UPPER FRESH AIR – Blank Panel

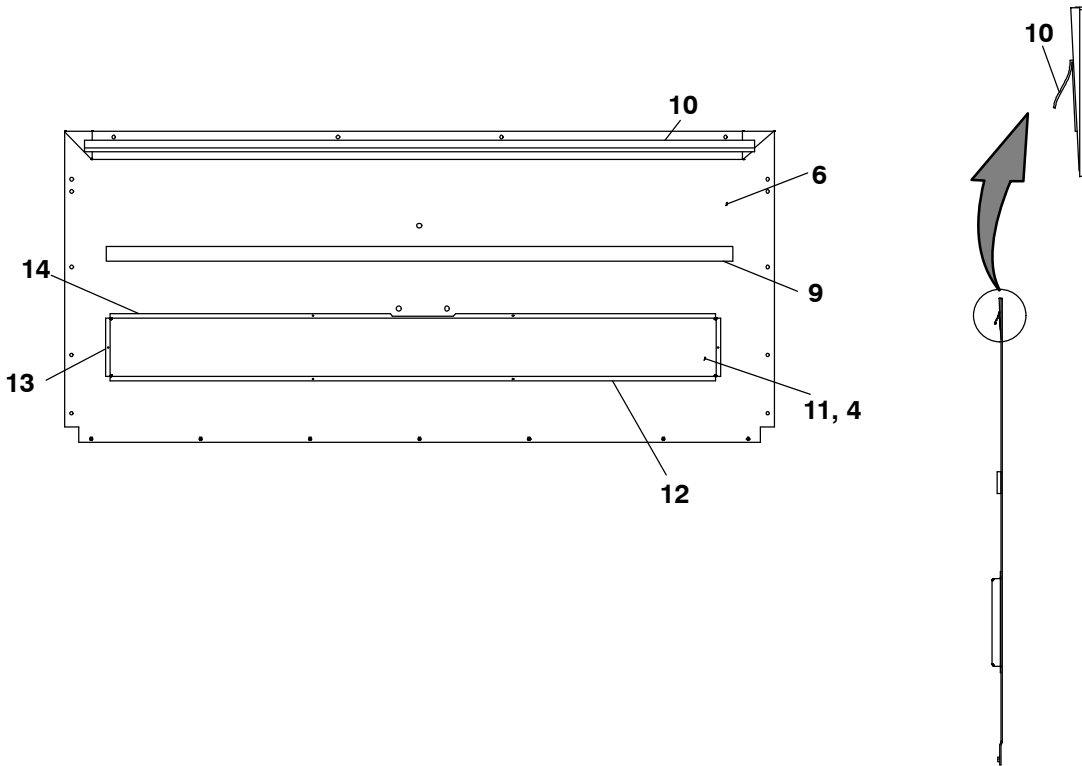
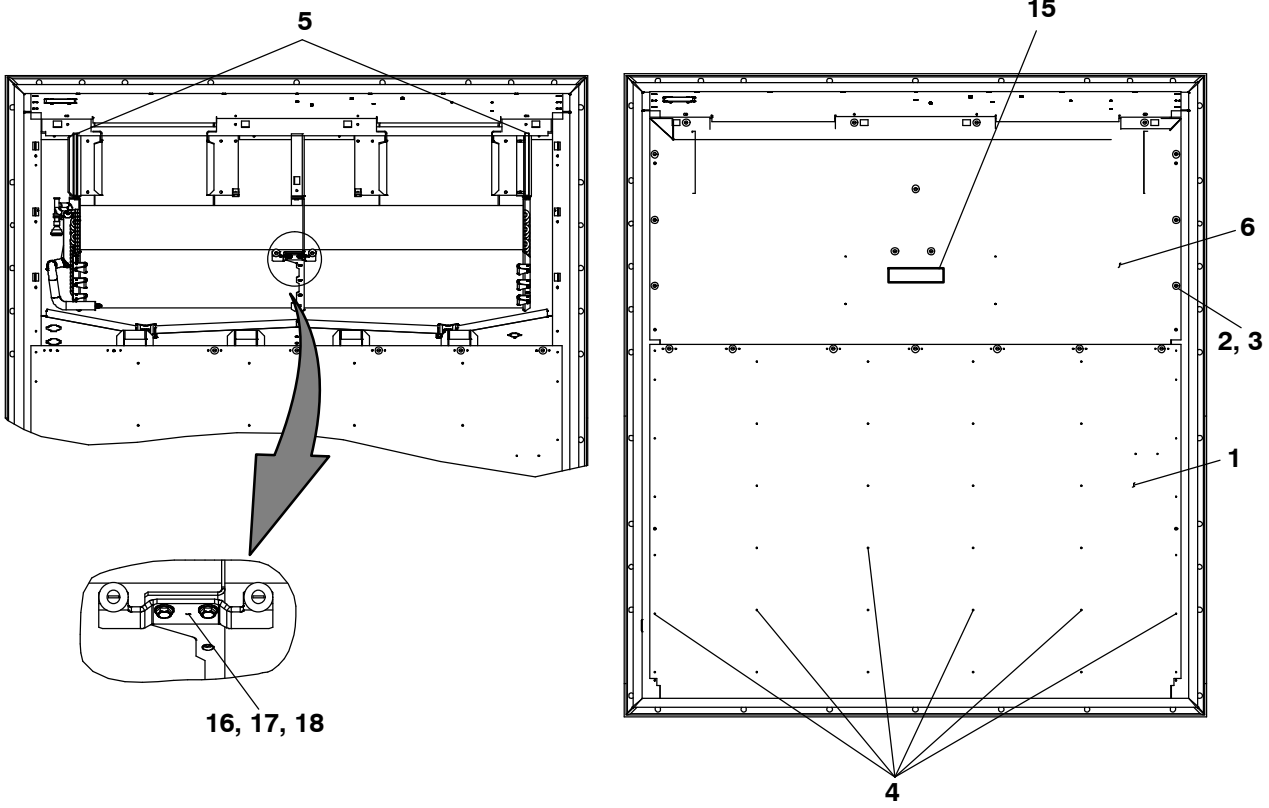


77-01114

1.4 UPPER FRESH AIR – Blank Panel (Continued)			
Item	Part Number	Description	Qty
1	79-01697-06SV	Panel Assembly, Access, Evaporator, White – Includes:	A/R
2	58-04378-01	Panel, Access	1
3	42-00327-00	Gasket, 0.26 X 0.50 Half-Round	1
4	42-00296-01	Gasket, Evaporator Access Panel	1
5	68-11989-00	Cover, Top, Evaporator Access Panel, White	A/R
6	66U1-5562-2	Plug Button	1
7	34-06154-00	Screw, Hex Head, 1/4-20 X 1.00 Inch Long – TIR	A/R
8	34-06053-13	Washer, Mylar	8
9	34-06212-12	Washer, Plain, 1/4	8
10	34-00655-08	Screw, Hex Head, 1/4-20 X 1.00 Inch Long	A/R

77-01114-07

1.5 BACK PANEL KIT

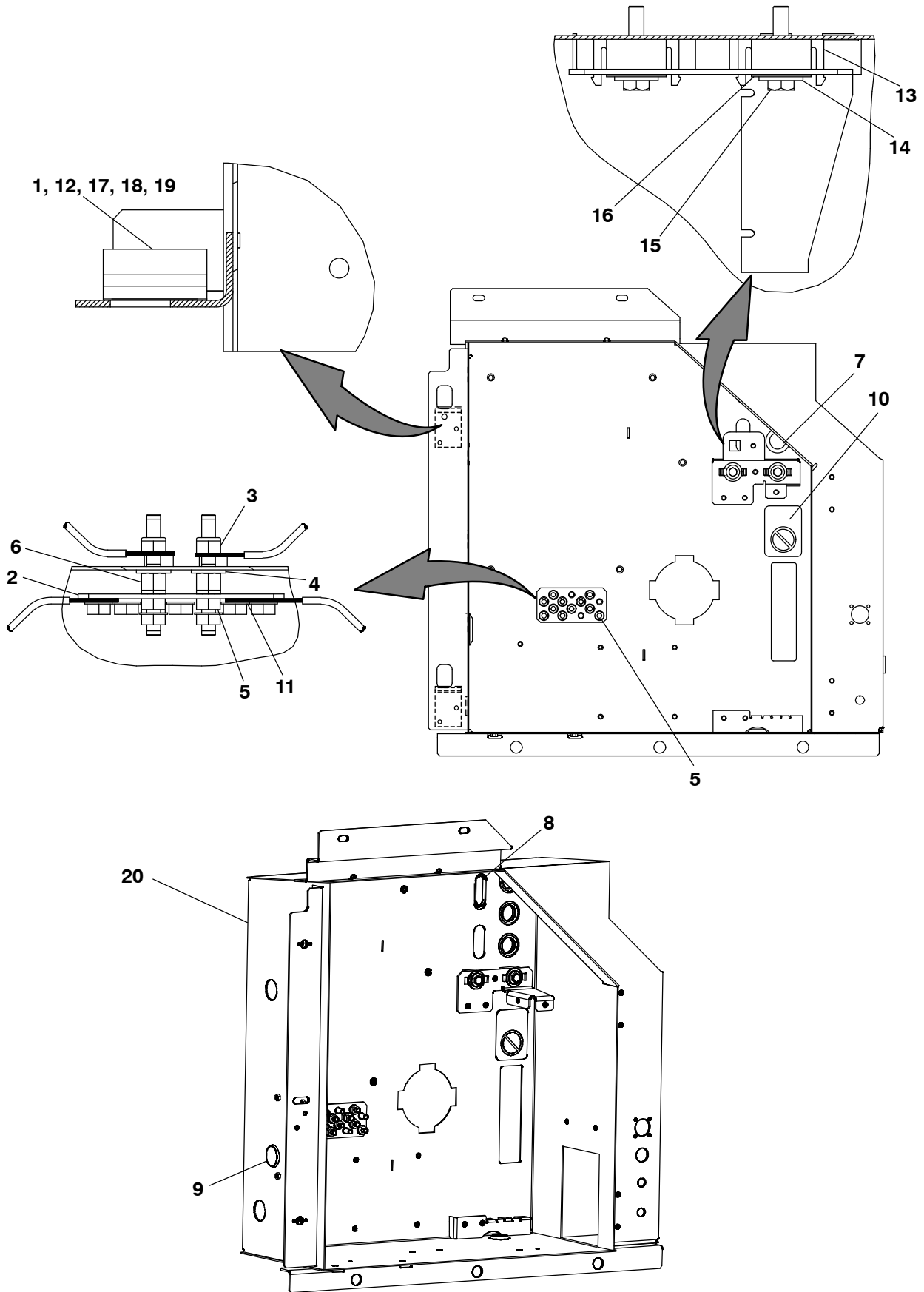


77-01710

1.5 BACK PANEL KIT			
Item	Part Number	Description	Qty
1	68-17361-00	Panel, Back	1
2	69NT35-2692	Washer, Fender #10	20
3	66U1-2403	Screw, Machine 10-24 X 0.500	20
4	34-00928-20	Rivet, Blind	44
5	66U1-2593-4	Gasket	2
6	79-04045-00	Upper Back Panel Assembly Includes:	
7	68-17293-00	Panel, Upper	1
8	34-00928-20	Rivet, Blind	6
9	42-00174-34	Gasket	1
10	42-00334-00	Gasket	1
11	68-17337-00	Shield, Heat	1
12	42-00174-110	Gasket	1
13	42-00174-111	Gasket	2
14	42-00174-116	Gasket	1
15	62-66776-01	Label	1
16	34-00655-04	Screw, Cap Hex Head 1/4-20 X 0.50	2
17	66U1-5321-3	Washer, Plain 1/4 N Type A	2
18	68-17175-00	Bracket	1

77-01710-00

1.6 BOX PREP KIT

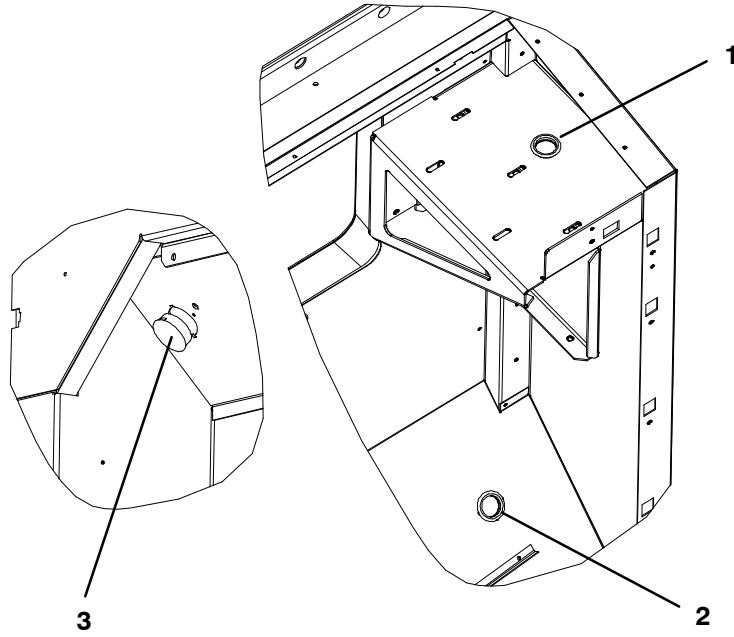


77-01693

1.6 BOX PREP KIT			
Item	Part Number	Description	Qty
1	68-17316-00	Keeper	2
2	68-86230-00	Strap Assembly Ground, All Populated	1
3	34-00667-11	Nut, Self Lock	2
4	66U-1-5321-3	Washer, Plain 1/4 N Type A	2
5	AT39JA171	Nut, Hex	13
6	66U-1-9592-13	Standoff 1/4-20 X 0.375	2
7	58-00701-03	Plug, Button	3
8	58-04680-00	Plug, Button	1
9	66U-1-5562-7	Plug, Button	1
10	62-10911-00	Label, Warning M13 Only !	1
11	AU27JR171	Washer, Lock 1/4	11
12	66U-1-5371-7	Screw, Machine Hex Head #10-24 X .500	1
13	58-00967-00	Spacer Locking	2
14	66U-1-5321-7	Washer, Plain 1/4 W Type A	2
15	34-00655-10	Screw, Cap Hex Head 1/4-20 X 1.25	2
16	34-06053-03	Washer .250 ID X 1.000 OD	4
17	66U-1-5321-8	Washer, Plain #10 Type A	1
18	68-04910-08	Protector	1
19	34-00667-09	Self Lock Nut	1
20	86-05003-00	Control Box	1

77-01693-01

1.7 BULKHEAD PENETRATION – UPPER AIR EXCHANGE

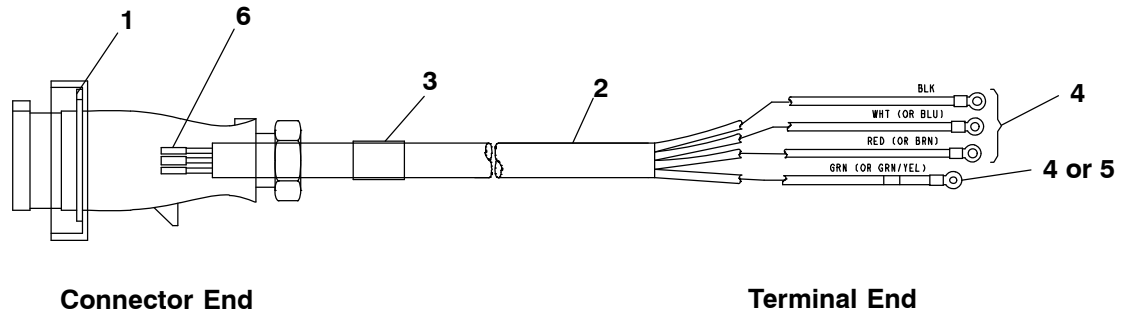


77-01208

Item	Part Number	Description	Qty
1	66U1-5562-12	Plug, Button 1.25 Diameter Hole	1
2	66U1-5562-2	Plug, Button 1.25 Diameter Hole	1
3	58-00616-00	Plug, Hole 2.00 Diameter X .12	1

77-01208-04

1.8 CABLE ASSEMBLY

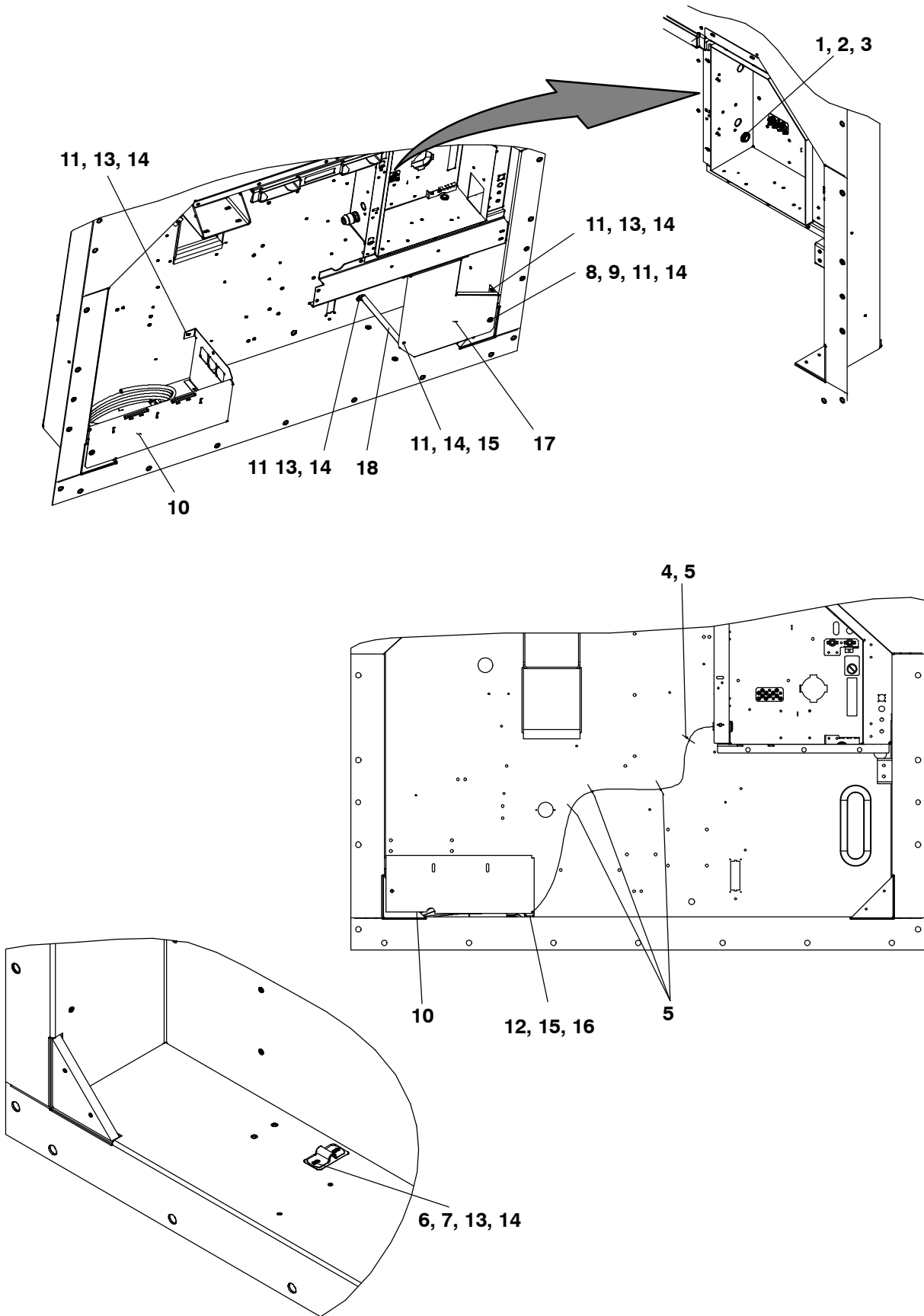


22-01879

Item	Part Number	Description	Qty
1	22-02378-00	Plug 4 Pole, 440V	1
2	22-66651-10	Cable Transicord Flexline	1
3	66U1-2583	Tube, Heat Shrink	1
4	22-00119-03	Terminal	3
5	22-00119-04	Terminal, Ring	1
6	22-02324-01	Bushing	4

22-01879-31

1.9 CABLE KIT



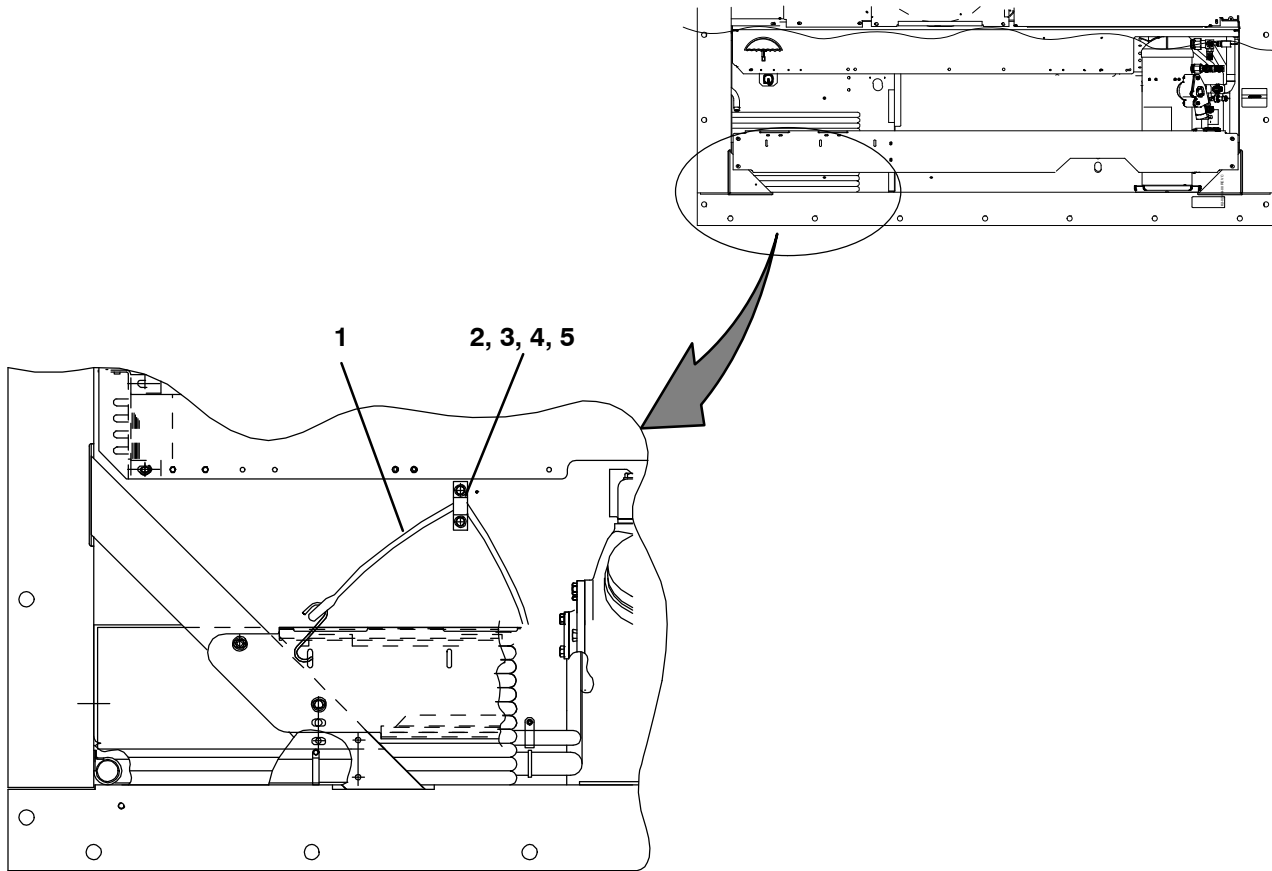
77-01695

1.9 CABLE KIT (Continued)

Item	Part Number	Description	Qty
1	66U1-7352-3	Connector Straight, Watertight	1
2	34-06136-01	Nut, Lock 3/4" Npt	1
3	66U1-1251-2	O-Ring	1
4	58-04316-00	Base, Mounting	1
5	66U1-3882	Wire Tie	3
6	68-14456-01	Cable Clamp Cable Cutter 16 Ga.	1
7	58-04026-07	Protector	1
8	66U1-5361-11	Screw, Cap Hex Head 1/4-20 X 1.50	2
9	34-00667-11	Nut, Self Lock	1
10	68-86251-00	Guard	1
11	34-06053-00	Washer .250 ID X .800 OD	10
12	66U1-5371-6	Screw, Machine Hex Head #10-24 X 0.750	2
13	66U1-5361-25	Screw, Cap Hex Head 1/4-20 X 0.75	8
14	66U1-5321-7	Washer, Plain 1/4 W Type A	12
15	66U1-5321-8	Washer, Plain #10 Type A	2
16	34-06053-05	Washer	2
17	68-17444-00	Compressor Guard	1
18	68-15118-03	Brace Support	1

77-01695-01

1.10 CABLE RESTRAINT COMPONENTS

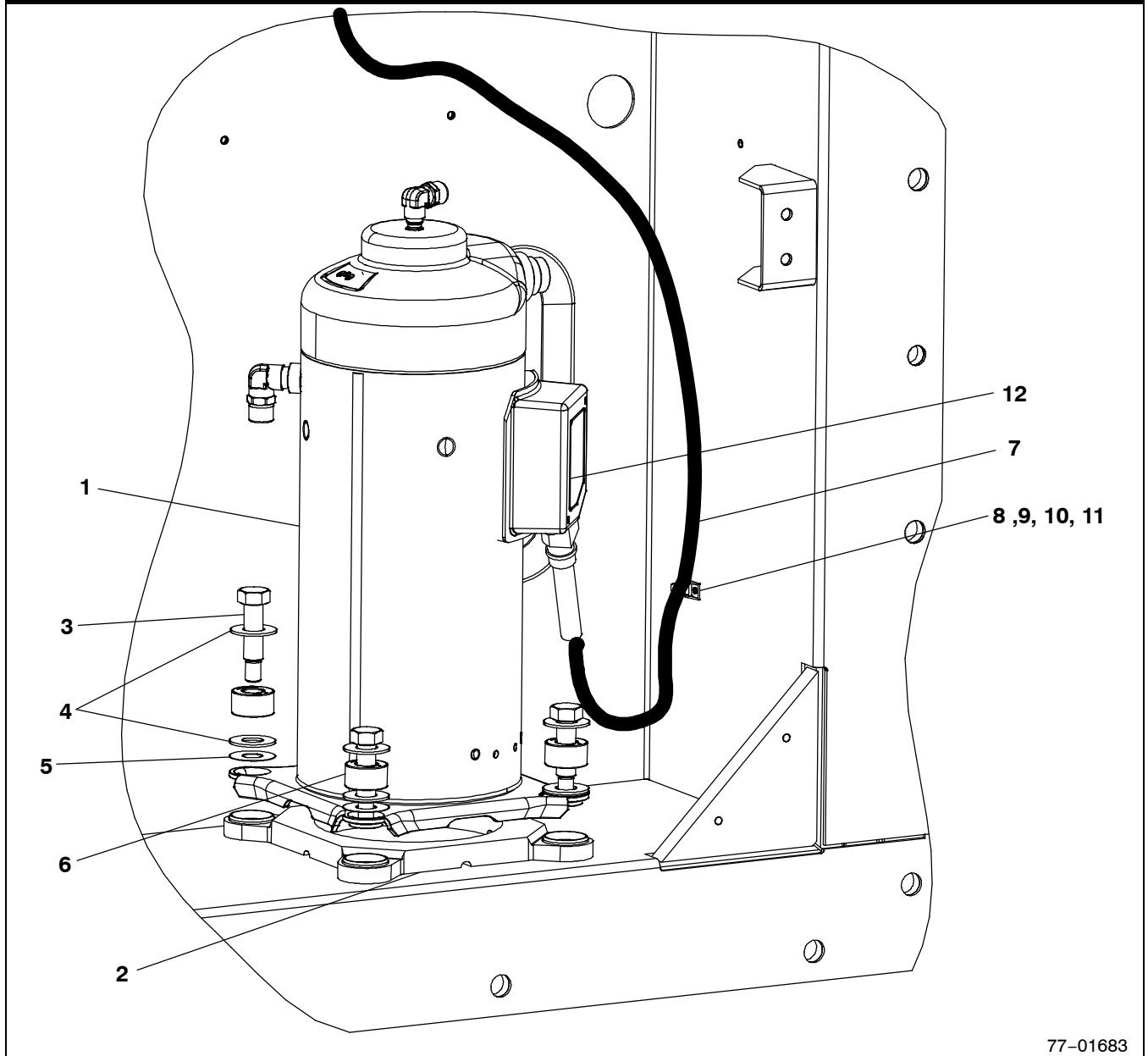


69nt--43---379

Item	Part Number	Description	Qty
1	66U1-5321-7	Washer, Flat, 1/4, SST	2
2	66U1-5361-25	Screw, Captive, Hex Head, 1/4-20 X 0.75 Inches Long, SST	2
3	34-06053-03	Washer, Mylar, 0.25 ID X 1.00 OD	2
4	69NT35-5992	Strap 16 Gage	1
5	66U1-2603	Strap, Tie Down	1

69nt--43---379

1.11 COMPRESSOR ASSEMBLY

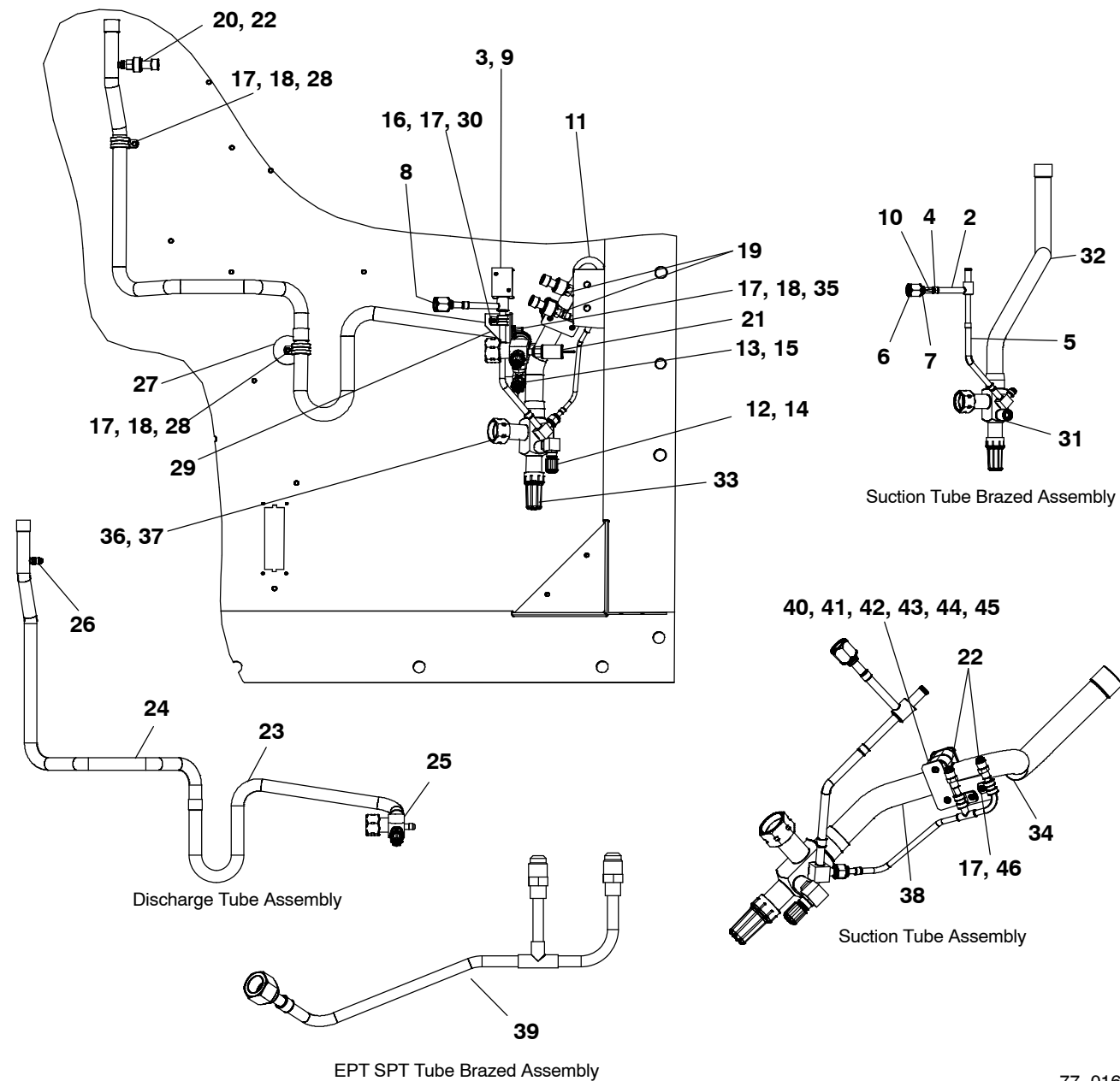


77-01683

Item	Part Number	Description	Qty
1	18-10136-22	Compressor, Scroll - Includes:	1
	12-00653-00	Sensor, Compressor Discharge Temperature (CPDS)	1
2	58-04821-00	Base Assembly	1
3	34-06277-02	Bolt, Shoulder 1/2-13	4
4	34-06236-00	Washer .687 X 1.500 X .078	8
5	34-06053-20	Washer .65 ID X 1.50 OD	4
6	58-04791-01	Mount, Resilient	4
7	22-04128-10	Cable	1
8	66U1-3882	Wire Tie	1
9	58-04246-00	Ty-Rap Base	1
10	66U1-5371-6	Screw, Machine Hex Head #10-24 X 0.750	1
11	34-00663-09	Washer, Lock #10 Spring	1
12	18-10136-30	Cover	1

77-01683-00

1.12 COMPRESSOR TUBING



77-01684

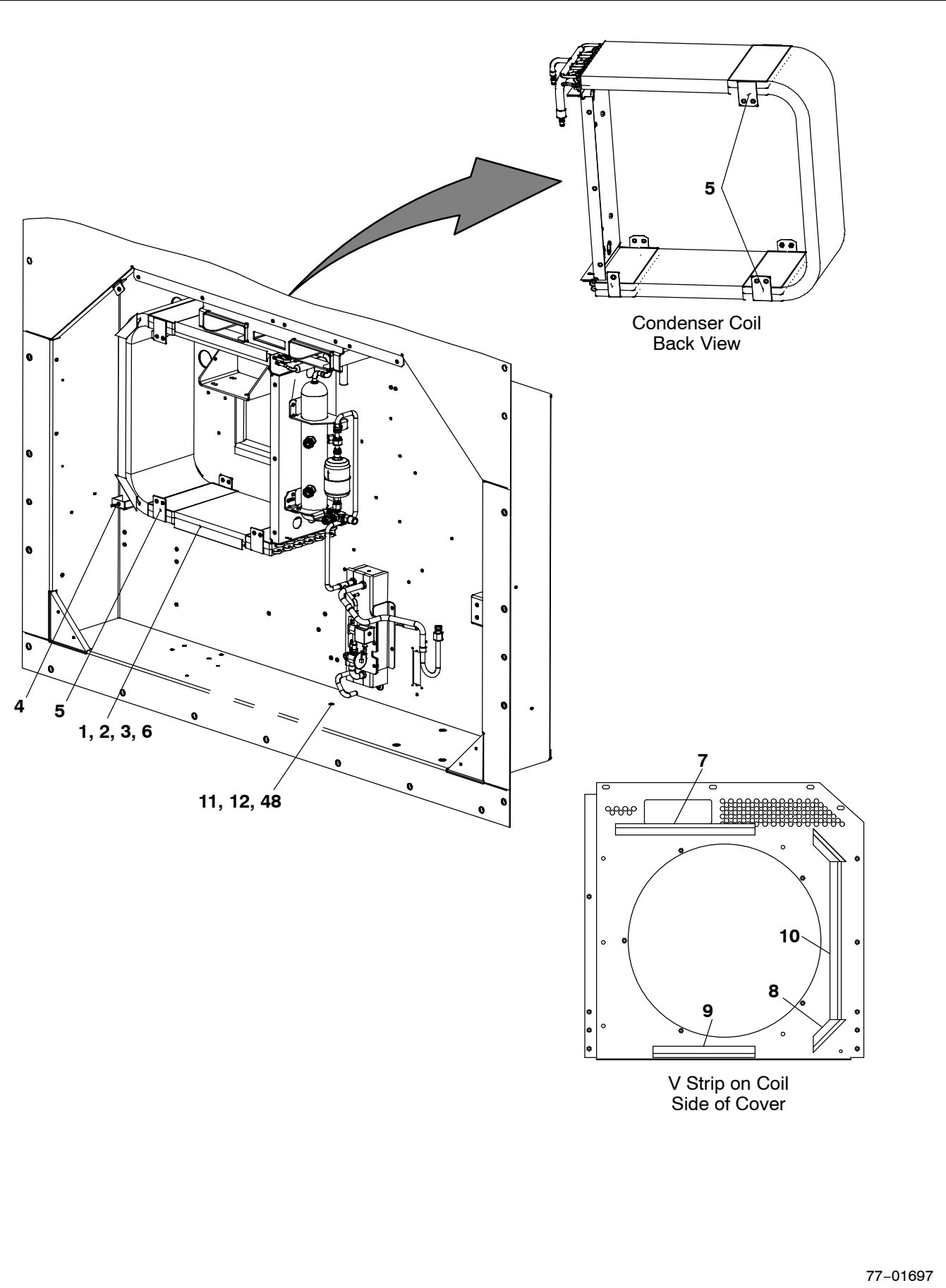
Item	Part Number	Description	Qty
1	76-00816-00	Transducer, Service (EPT) (SPT)	
	22-01713-46	Wire Harness Transducer Service	
	66U1-3803	Tube Heat Shrink	
2	14-00361-16	Valve Body, Solenoid	1
3	14-00361-01	Coil Kit, Solenoid (DUV)	1
	14-00361-10	Coil	1
	14-00361-11	Spacer	1
	14-00361-12	Plain Washer	1
	14-00361-13	Spring Washer	1
	14-00361-14	Screw	1
4	56-07257-11	Tube	1
5	56-08689-00	Tube	1
6	40-00675-00	Nut, Hex 37 Deg Flare, 1/2 OD	1

1.12 COMPRESSOR TUBING (Continued)

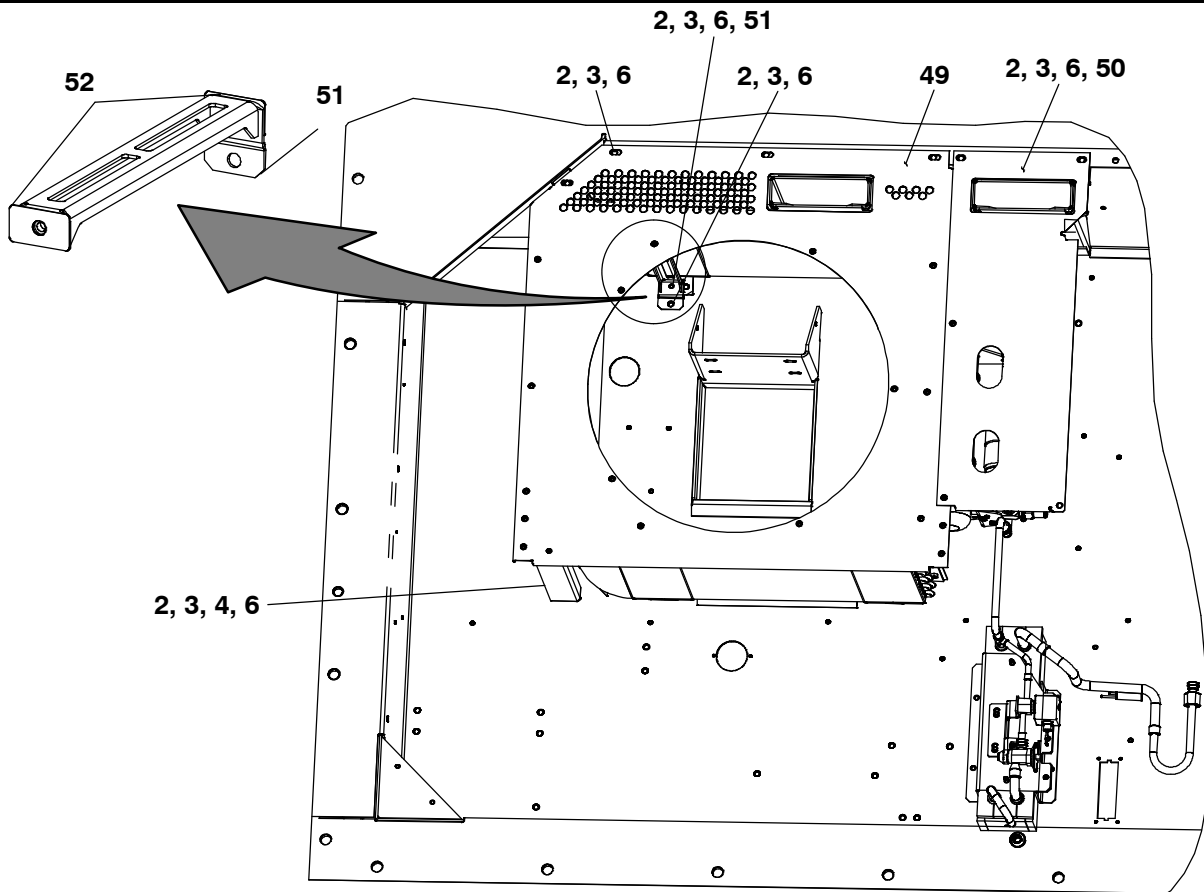
Item	Part Number	Description	Qty
7	40-00663-00	Sleeve	1
8	42-00243-12	O-Ring	1
9	66U-1-3803	Tube, Heat Shrink	2
10	14-00361-15	Screen Valve Strainer	1
11	58-00065-95	Grommet	1
12	40-00542-00	Elbow Adapter Low Press	1
13	40-00542-01	Elbow Adapter High Press	1
14	40-00520-02	Cap	1
15	40-00520-03	Cap	1
16	66U-1-5371-6	Screw, Machine Hex Head #10-24 X 0.750	3
17	34-06053-05	Washer	6
18	66U-1-3632-20	Clamp, Tube	3
19	12-00655-01	Transducer, SPT, EPT - 14.7 To 100 Psig	2
20	12-00352-00	Transducer, DPT	1
21	12-00309-05	High Pressure Switch, 350/250 Psig	1
22	EC39DM070	Core Check Valve	3
23	56-09161-00	Tube, Discharge 7/8 OD X 0.045	1
24	56-09162-00	Tube, Discharge 7/8 OD X .045	1
25	40-00583-05	Valve, Service 7/8 ID, Rotalock	1
26	40-01124-00	Valve Body	1
27	34-06295-00	Washer, Fender #10-1.690-2.000 OD	1
28	66U-1-5371-10	Screw, Machine Hex Head #10-24 X 1.00	2
29	68-15532-00	Bracket .090 Thick Aluminum	1
30	34-00373-53	Clamp, Tube	1
31	40-00665-04	Valve, Service 1 1/8 ID, Rotalock	1
32	56-09063-00	Tube, Suction 1-1/8 OD X 0.05	1
33	40-00665-21	Service Cap	1
34	42-00425-131	Insulation, Tube Pre-Taped	1
35	34-00795-09	Nut, Self Lock	1
36	42-00425-112	Insulation, Tube Pre-Taped	1
37	66U-1-3882-3	Wire Tie	2
38	42-00425-130	Insulation, Tube Pre-Taped	1
39	79-04051-00	Tube Assembly:	1
	81-04212-00	Tube	1
	EC39DM070	Valve Core	1
40	68-15997-00	Bracket	1
41	44-00285-54	Clamp, Tube 1-1/8 OD 2 Pcs	1
42	34-00655-18	Screw, Cap Hex Head 1/4-20 X 2.25	2
43	34-06053-00	Washer .250 ID X .800 OD	2
44	66U-1-5321-7	Washer, Plain 1/4 W Type A	2
45	68-15998-00	Nut Plate	1
46	34-00373-51	Clamp, Tube	2

77-01684-00

1.13 CONDENSER KIT, COIL & COVERS



1.13 CONDENSER KIT, COIL & COVERS

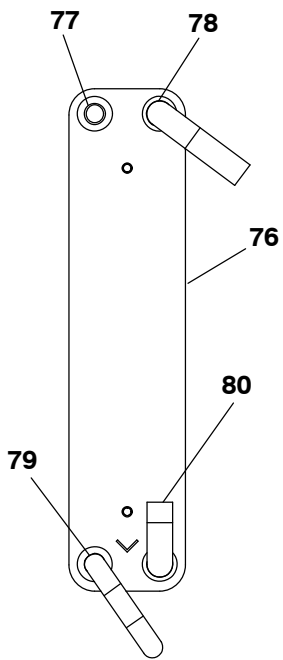
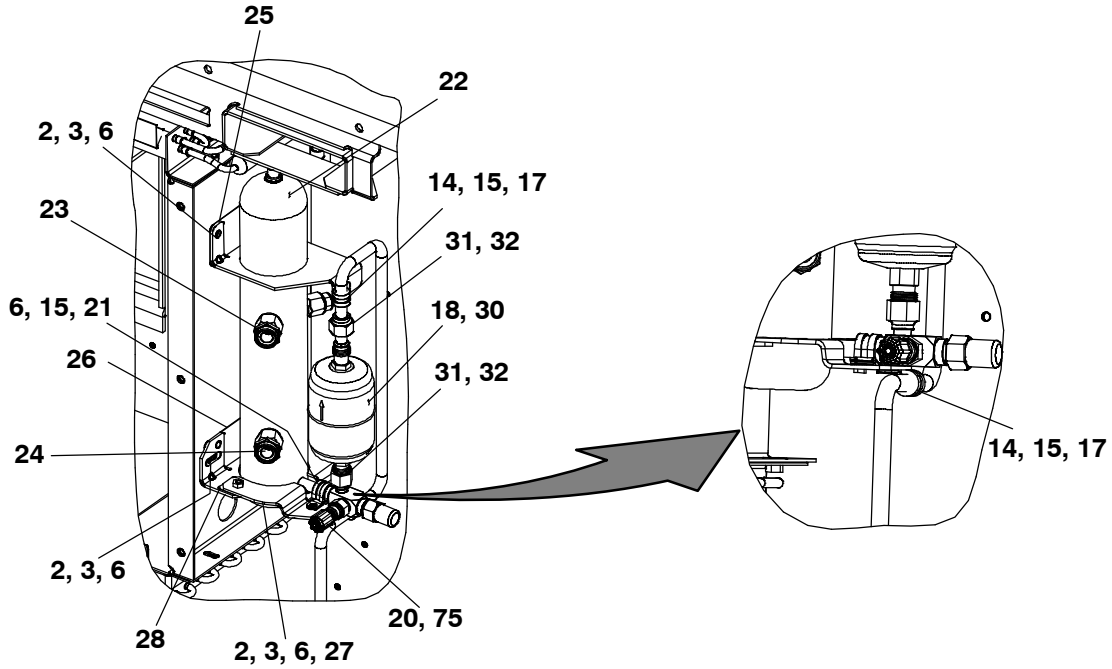


77-01697

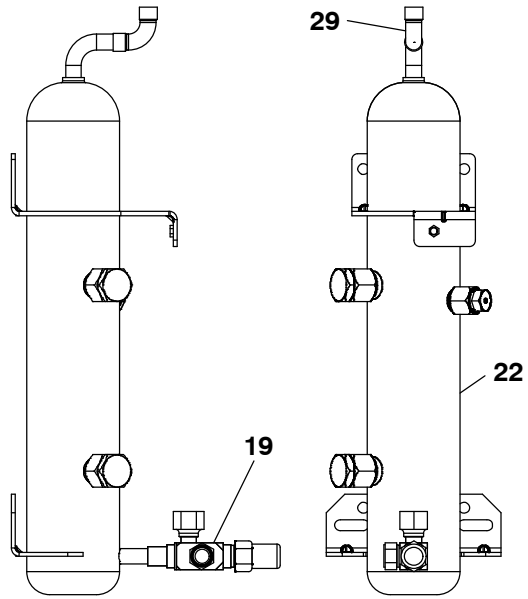
Item	Part Number	Description	Qty
1	81-04203-20	Condenser Coil Assembly:	1
	68-17185-00	Panel	1
	34-00655-04	Screw, Hex Head	4
	34-06053-00	Washer	4
	66U1-5321-3	Washer, Plain	4
	58-04910-00	Protector	1
	58-04910-01	Protector	1
	58-04026-23	Protector	1
	58-04026-108	Protector	1
	56-09149-00	Coupling	2
2	66U1-5361-25	Screw, Cap Hex Head 1/4-20 X 0.75	42
3	66U1-5321-7	Washer, Plain 1/4 W Type A	44
4	68-17196-00	Bracket	1
5	58-04910-02	Protector	2
6	34-06053-00	Washer .250 ID X .800 OD	45
7	42-00771-02	Gasket	2
8	42-00771-00	Gasket	4
9	42-00771-01	Gasket	2
10	42-00771-03	Gasket	2
11	66U1-5361-7	Screw, Cap Hex Head 3/8-16 X 1.00	1
12	34-00662-13	Washer, Plain 3/8	1

77-01697-01

1.13 CONDENSER KIT, RECIEVER, HEAT EXCHANGER SECTIONS

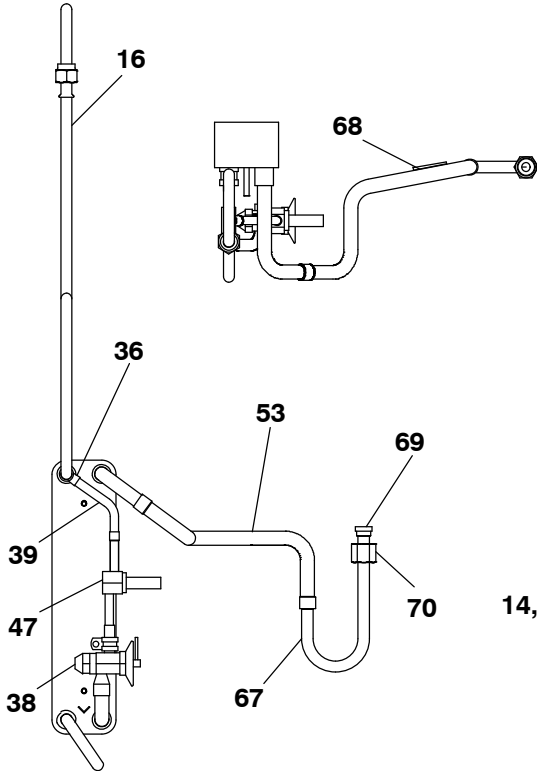
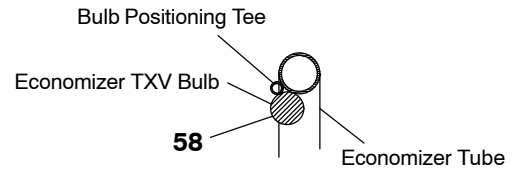
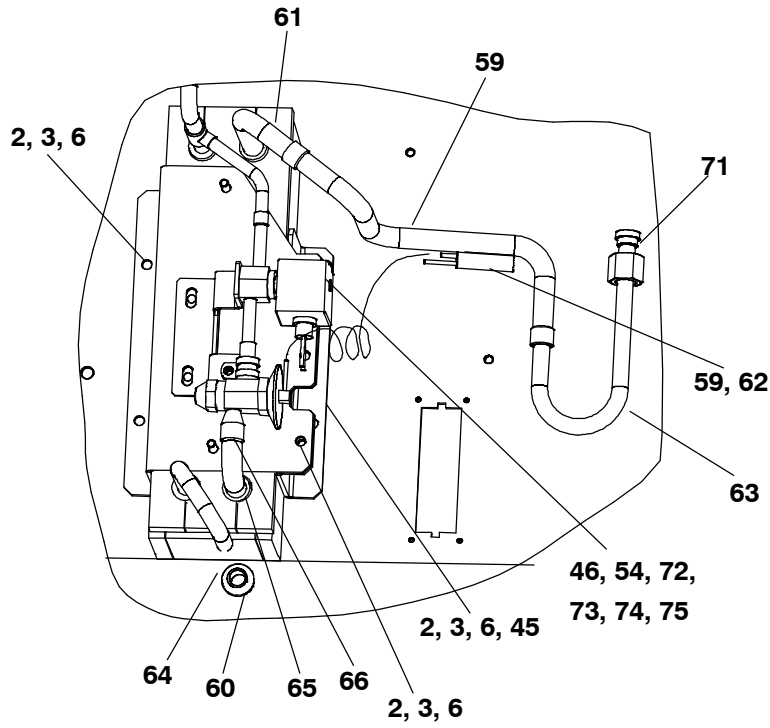


Heat Exchanger Assembly

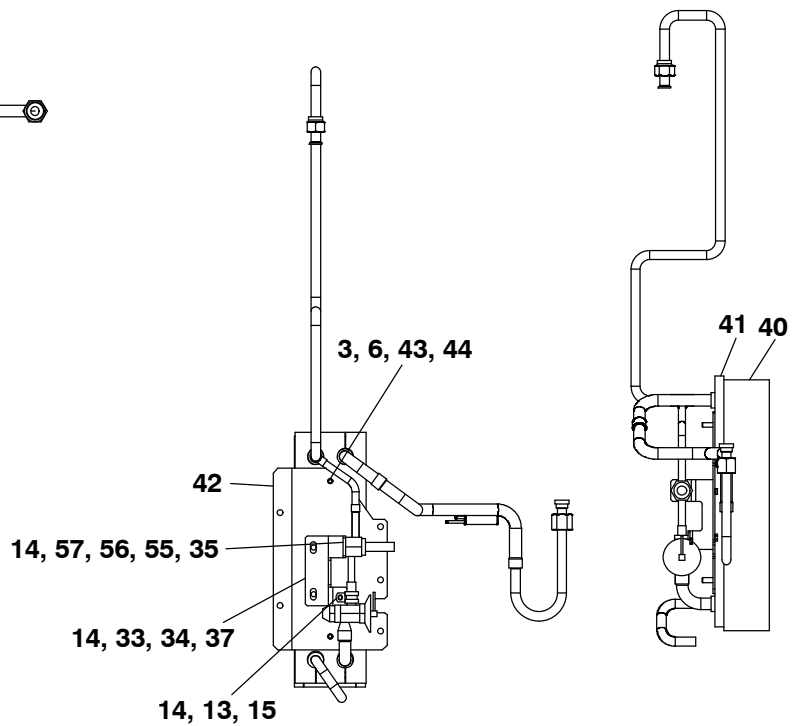


Receiver Brazed Assembly

1.13 CONDENSER KIT, ECONOMIZER SECTION



Economizer Brazed Assembly



Economizer Assembly

77-01697

1.13 CONDENSER KIT (Continued)			
13	34-00373-54	Clamp, Tube Cushion	1
14	34-06053-05	Washer .205 ID X .600 OD	7
15	66U1-5371-6	Screw, Machine Hex Head #10-24 X 0.750	4
16	56-09064-00	Tube	1
17	44-00370-03	Clamp, Cushioned	2
18	14-00341-11	Filter Drier 1/2 Flare, "O" Ring	1
19	14-00222-02	Valve King	1
20	40-00520-01	Coupling	1
21	34-00373-07	Clamp, Tube	1
22	79-04049-01	Receiver Assembly Aluminized Steel:	1
23	14-00220-04	Sight Glass 1/2-14 Npt Danfoss	1
24	14-00221-04	Indicator Moisture & Liquid	1
25	58-04026-23	Protector	1
26	58-04026-108	Protector	1
27	68-16864-00	Bracket	1
28	58-04910-04	Protector	2
29	40-66625-38	Elbow, 90 Str 1/2C X 1/2C	1
30	14-00284-20	O-Ring Filter Drier	2
31	66U1-3882	Wire Tie	4
32	42-00032-13	Insulation Prestite	2
33	66U1-5371-7	Screw, Machine Hex Head #10-24 X .500 Sltd	2
34	66U1-5321-8	Washer, Plain #10 Type A	2
35	58-04026-59	Protector Solenoid Valve	1
36	40-66620-01	Tee, Reducing 1/2 X 1/2 X 3/8	1
37	68-14278-00	Bracket	1
38	14-00232-31	Valve, Expansion 5/8 OD X 3/8 OD	1
39	56-07911-00	Tube, Liquid 3/8 OD X .028 W	1
40	42-00389-03	Insulation Economizer	1
41	42-00390-03	Insulation Economizer	1
42	68-15477-02	Bracket	1
43	58-00836-19	Spacer Nylon	2
44	34-00667-11	Nut, Self Lock	2
45	68-15478-02	Bracket	1
46	14-01091-05	Coil, ESV	1
47	14-01090-12	Valve Body Solenoid, ESV	1
48	34-06053-02	Washer 0.375 ID X 1.000	1
49	79-04055-00	Cover Includes:	
	68-17290-00	Cover	1
	58-04910-02	Protector	1
	42-00771-00	Gasket	2
	42-00771-01	Gasket	3
	42-00771-02	Gasket	1
	42-00771-03	Gasket	1
50	68-16823-00	Cover	1
51	86-04994-00	Bracket	1
52	58-04910-05	Protector	2

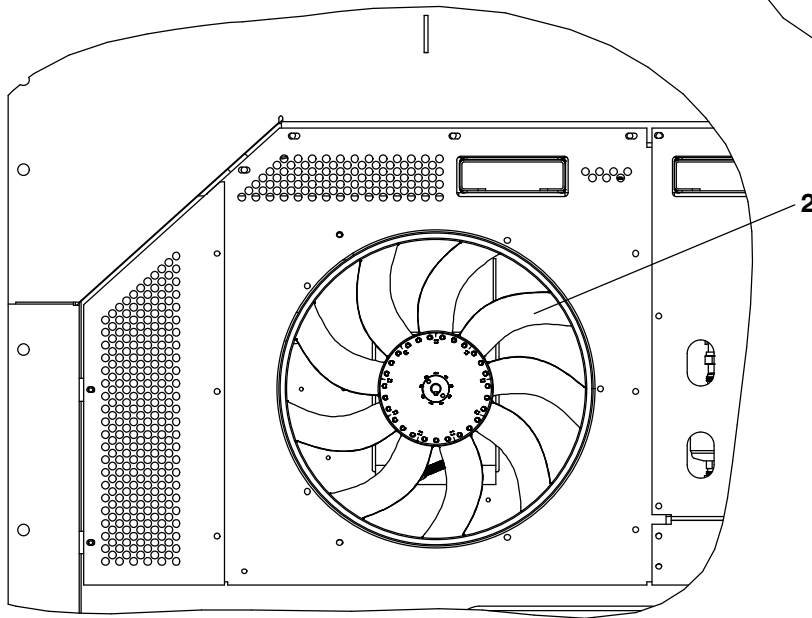
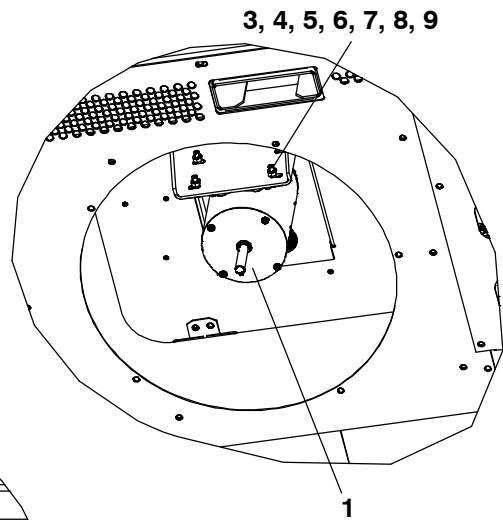
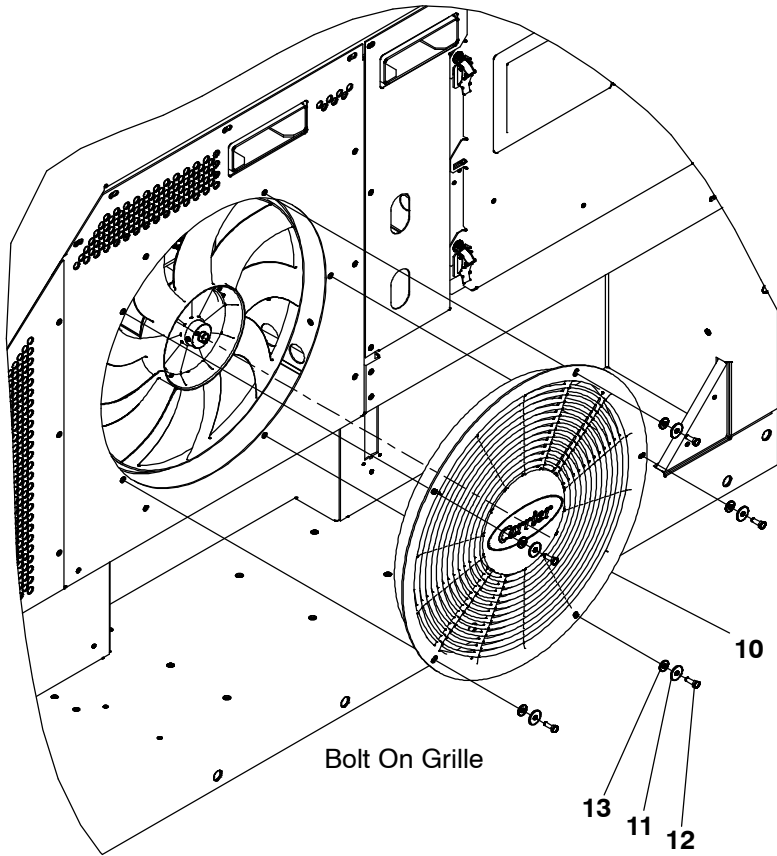
77-01697-01

1.13 CONDENSER KIT (Continued)

Item	Part Number	Description	Qty
53	56-09164-00	Tube	1
54	66U1-3803	Tube, Heat Shrink	2
55	66U1-5371	Screw, Machine Hex Head #8-32 X 1/2	2
56	66U1-5321-2	Washer, Plain #8 Type A	2
57	66U1-5331-4	Washer, Lock #8 Spring	2
58	42-00032-00	Insulation Prestite	1
59	66U1-3882-3	Wire Tie	3
60	66U1-1571-3	Grommet	1
61	42-00425-139	Insulation, Tube	1
62	42-00425-69	Insulation, Tube	1
63	42-00667-32	Insulation, Tube	1
64	42-00667-28	Insulation, Tube	1
65	42-00425-78	Insulation, Tube	1
66	42-00425-93	Insulation, Tube	1
67	56-66738-00	Tube	1
68	99TS0322CK001 400	Tube, Straight	1
69	40-00668-00	Sleeve	1
70	40-00667-00	Nut, Hex	1
71	42-00243-04	O-Ring	1
72	34-66638-00	Screw	1
73	14-01091-20	O-Ring	1
74	14-01091-21	O-Ring	1
75	14-01091-22	Spacer	1
76	81-04202-00	Heat Exchanger:	1
77	99TS0835CK002 000	Tube, Straight	1
78	56-09163-00	Tube	1
79	56-08667-00	Tube, Liquid	1
80	56-08627-00	Tube	1

77-01697-01

1.14 CONDENSER FAN KIT



Shown With Fan Grille Removed

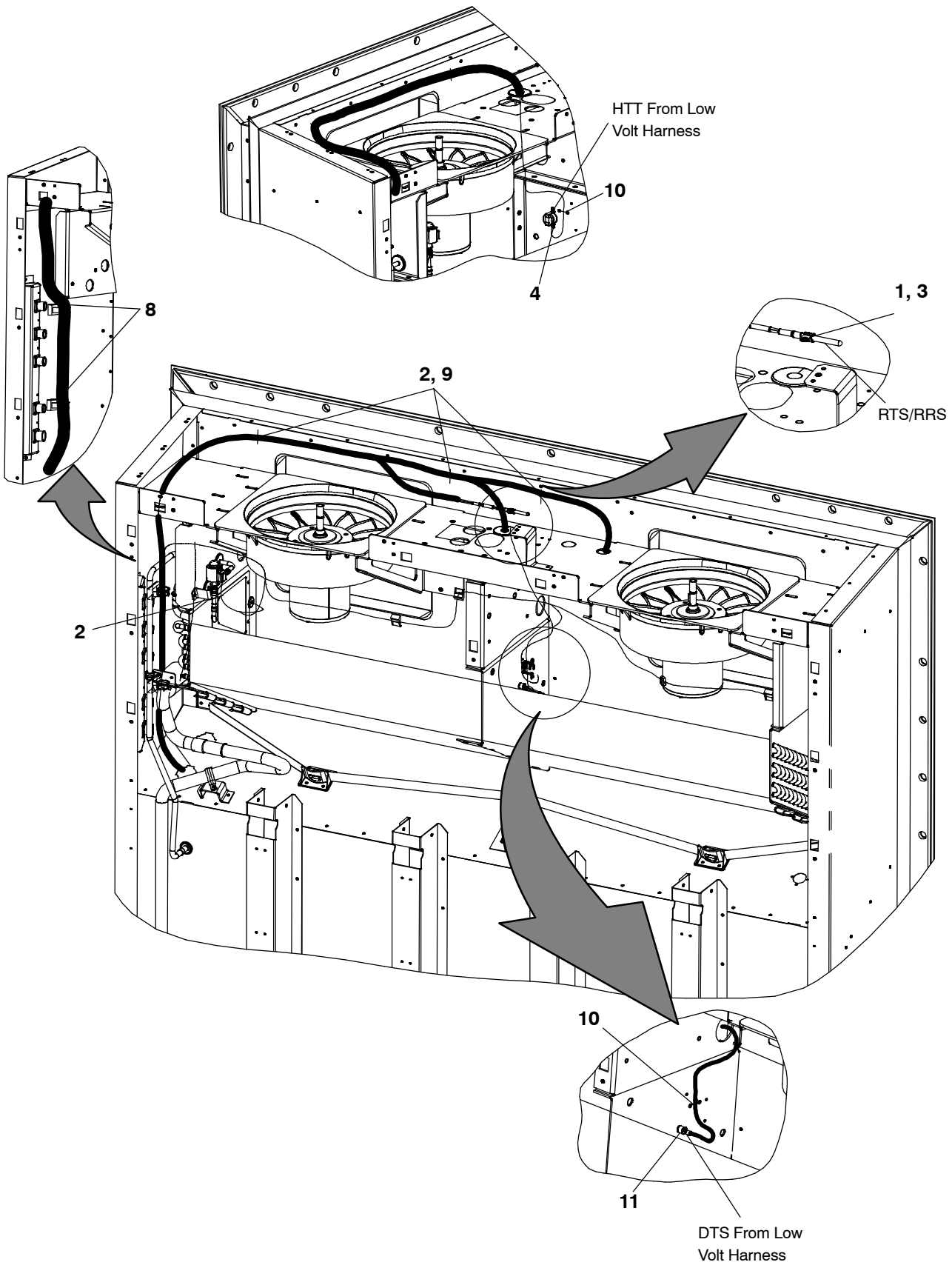
77-01707

1.14 CONDENSER FAN KIT (Continued)

Item	Part Number	Description	Qty
1	54-00655-20	Condenser Fan Motor	1
2	38-00620-01	Condenser Fan Assembly	1
3	69NT35-3452	Shim1	1
4	34-01181-01	Washer, Flat	8
5	34-00667-12	Nut, Self Lock	4
6	66U-1-5361	Screw, Cap Hex Head 5/16-18 X 1.25	4
7	69NT-35-3452-1	Shim	1
8	69NT35-6112	Protector	2
9	34-06053-02	Washer	4
10	58-04980-00SV	Condenser Grille:	1
11	69NT35-2692-1	Washer, Fender 1/4-.993-1.015 OD	5
12	66U-1-5361-25	Screw, Cap Hex Head 1/4-20 X 0.75	5
13	34-06357-00	Washer	5

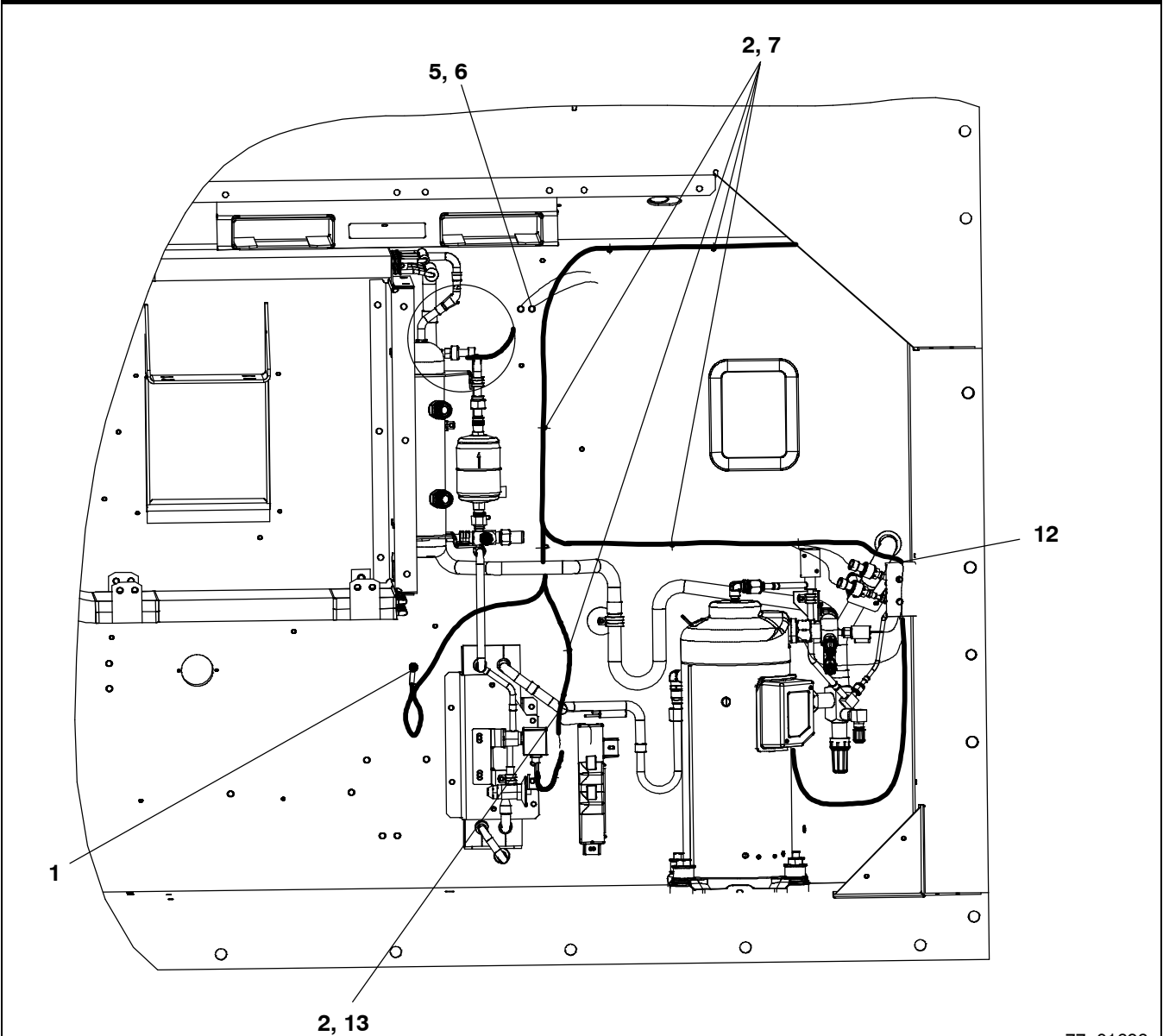
77-01707-00

1.15 CONTROLLER KIT



77-01696

1.15 CONTROLLER KIT (Continued)

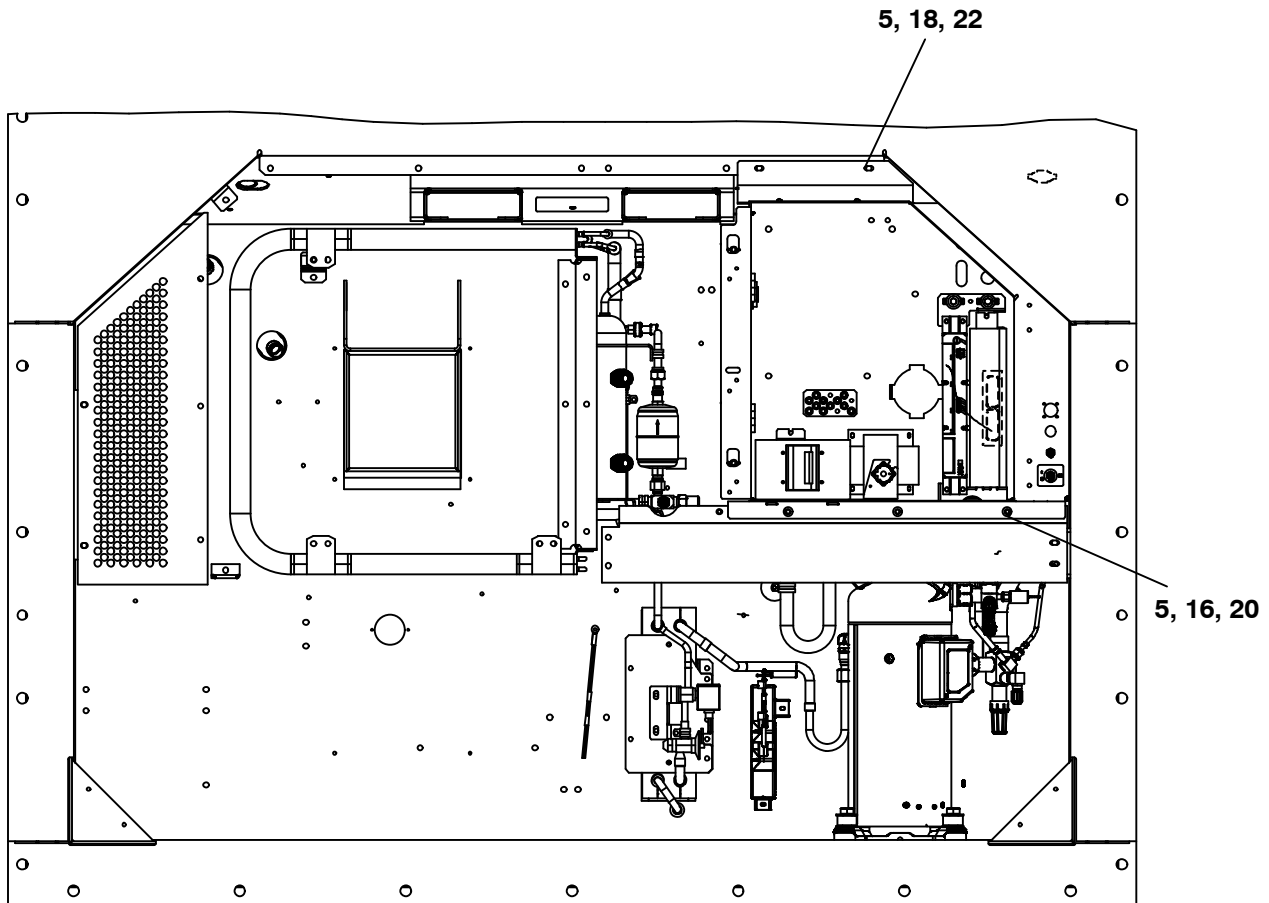
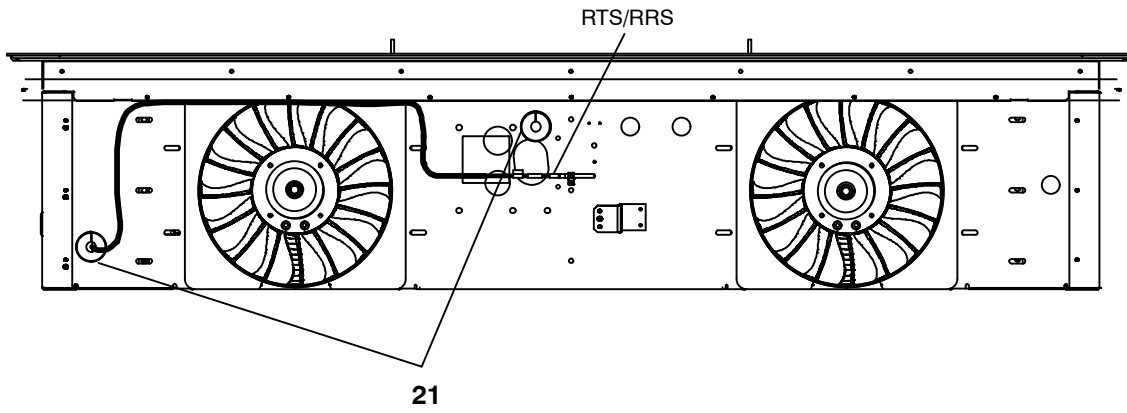


77-01696

Item	Part Number	Description	Qty
1	66U-1-5371-6	Screw, Machine Hex Head #10-24 X 0.750	2
2	66U-1-3882	Wire Tie	17
3	44-01041-04	Clamp, Cushioned	1
4	34-01178-22	Screw, Hex Head #8-32 X 0.50	2
5	66-1-5361-25	Screw, Cap Hex Head 1/4-20 X 0.75	7
6	AU27JR171	Washer, Lock 1/4 Ext Tooth	1
7	58-04316-00	Base, Mounting	8
8	44-00361-00	Clip, Retaining	2
9	58-04315-00	Base, Mounting	3
10	58-00969-00	Wire Tie	1
11	34-01178-23	Screw, Tc Hex Head #8-32 X 0.75	1
12	66U-1-3803	Tube, Heat Shrink	2
13	58-04321-24	Tube, Slit 3/8 ID, 14.00" Lg	1

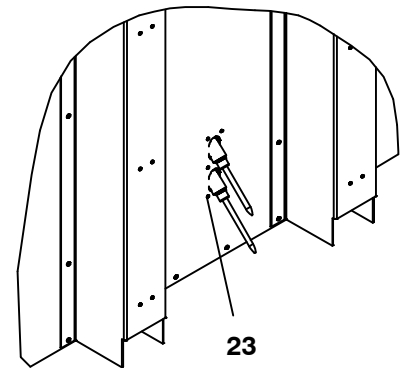
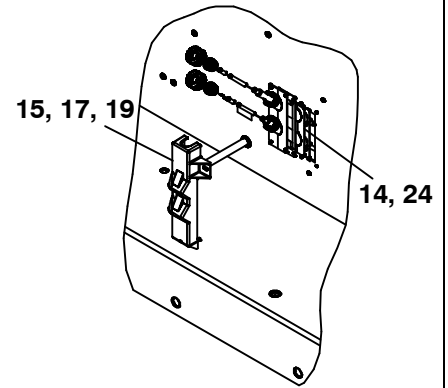
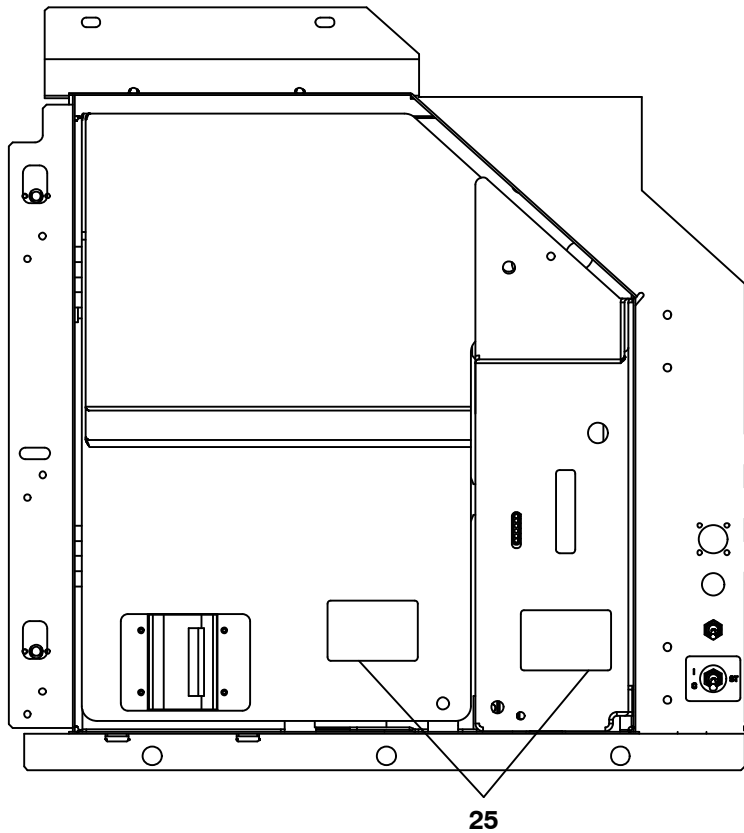
77-01696-02

1.15 CONTROLLER KIT (Continued)



77-01696

1.15 CONTROLLER KIT (Continued)

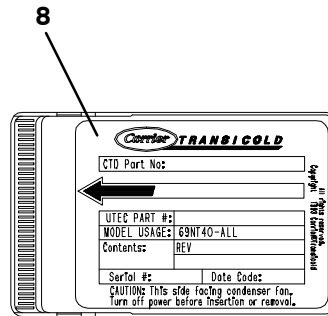
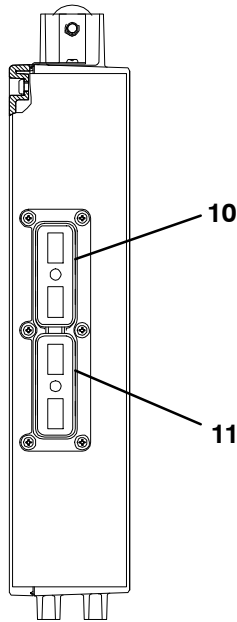
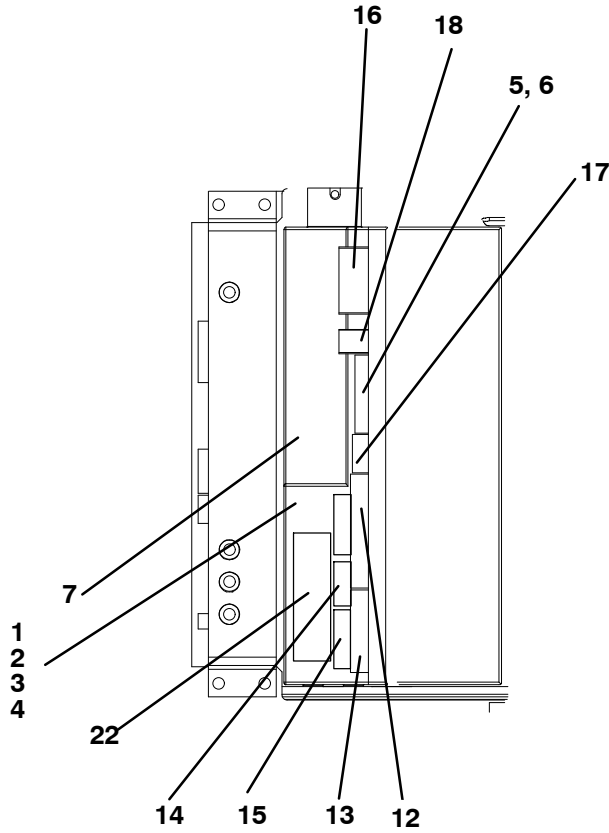


77-01696

Item	Part Number	Description	Qty
14	58-04276-00	Holder Supply Probe	1
15	58-04279-00	Cover Plastic, Probe	1
16	34-06053-03	Washer 0.250 ID X 1.000 OD	3
17	66U-1-5371-7	Screw, Machine Hex Head #10-24 X 0.5000	2
18	66U-1-5321-7	Washer, Plain 1/4 W Type A	2
19	66U-1-5321-8	Washer, Plain #10 Type A	2
20	69NT35-2692-1	Washer, Fender 1/4	3
21	58-04273-00	Grommet Split	2
22	34-06053-00	Washer 0.250 ID X 0.800 OD	2
23	34-00928-04	Rivet, Blind	6
24	34-00928-20	Rivet, Blind	4
25	62-11270-14	Label, Warning Software Version 5348	2

77-01696-02

1.16 CONTROLLER MODULE SECTION AND SOFTWARE CARDS

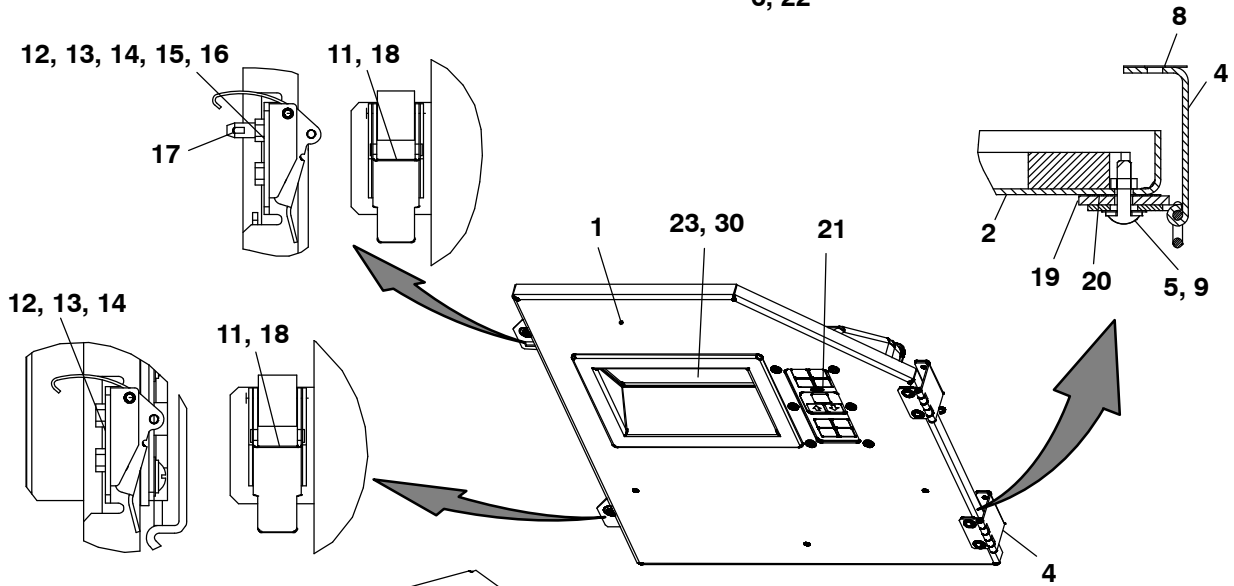
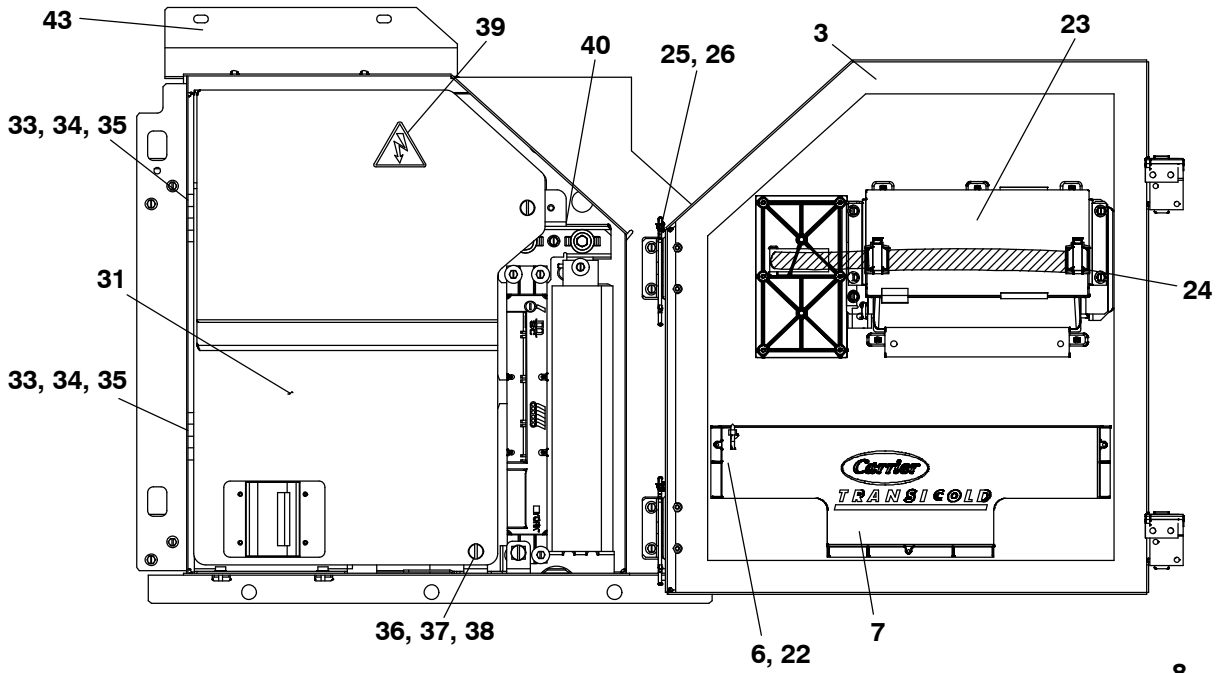


VIEW - BACK OF CONTROLLER/DataCORDER

1.16 CONTROLLER MODULE SECTION AND SOFTWARE CARDS (Continued)

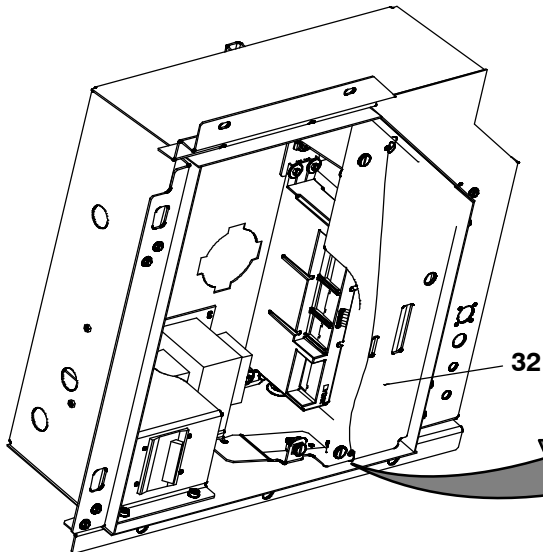
Item	Part Number	Description	Qty
1	12-55009	Controller/DataCORDER Module – Includes:	1
2	66U1-5371-7	Screw, Hex Head, #10-24 X 1/2 Inches Long, SST	1
3	69NT35-2692	Washer, Fender, 0.063 Thick, SST	1
4	58-01184-00	Retainer, Screw, 0.141 ID	1
5	22-02336-08	Fuse, 7.5 Amp (F3A and F3B)	3
6	22-02336-02	Fuse, 5 Amp (F1 and F2)	1
7	62-02719-00	Label, Controller/DataCORDER Port	1
8	12-00594	Controller Operation Software Card (Latest version will be supplied)	1
9	12-00615	DataCORDER Operation Software Card (Latest version will be supplied)	1
10	Connector (EC A-K) (Refer to Section 1.31)		
11	Connector (EC L-Y) (Refer to Section 1.31)		
12	Connector (KA) – 14-Pin (Refer to Section 1.30)		
13	Connector (KB) – 10-Pin (Refer to Section 1.30)		
14	Connector (KD) – 4-Pin (Refer to Section 1.30)		
15	Connector (KE) – 5-Pin (Refer to Section 1.31)		
16	Connector (MA) – 12-Pin (Refer to Section 1.30)		
17	Connector (KH) – 6-Pin (Refer to Section 1.31)		
18	Connector (MC) – 8-Pin		
NS	09-00375-00	Battery, Real Time Clock, (Within the Controller)	1
19	10-01129-11	Switch, toggle ST	2
21	10-01129-05	Switch, Toggle CFS	1
22	10-01129-12	Switch, (Start/Stop)Toggle ON/OFF	1
RECHARGEABLE BATTERY OPTION			
23	30-00407-02SV	Rechargeable Battery Pack with Connector-Controller/DataCORDER Module	A/R
SECURE RECHARGEABLE BATTERY OPTION			
NOTE	76-50149-00	Rechargeable Battery Pack with Connector-Controller/DataCORDER Module	A/R
NOTE			
Refer to technical manual for battery location.			

1.17 CONTROLLER DOOR KIT



12, 13, 14

11, 18



25, 26

41

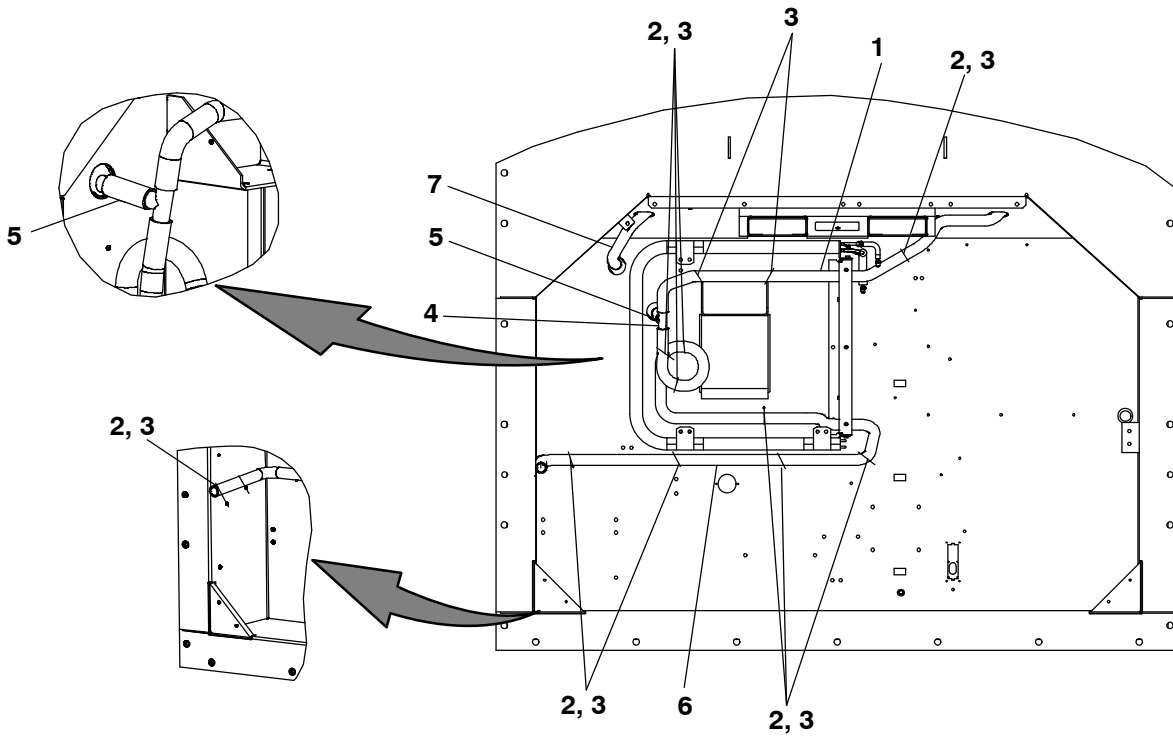
36, 37, 38, 42

77-01664

1.17 CONTROLLER DOOR KIT (Continued)			
Item	Part Number	Description	Qty
1	79-04018-01	Control Box Door Assembly, Latch Includes:	1
2	86-04987-01	Door, Control Box	1
3	42-00741-00	Gasket Control Box Door	1
4	44-00300-04	Hinge Assembly W/Tethered Pin	2
5	66U-1-2403-1	Screw, Machine #10-24 X 0.750	4
6	34-06107-00	Rivet, Blind	3
7	58-04954-00	Pocket Placard	1
8	58-04101-02	Protector	2
9	34-06053-05	Washer	4
10	58-04366-00	Window Controller Door	1
11	58-04026-74	Protector Latch	2
12	34-00663-08	Washer, Lock #8 Spring	4
13	66U-1-5321-2	Washer, Plain #8 Type A	4
14	66U-1-6651-2	Screw, Machine Pan Head #8-32 X 1/2 Lg	3
15	66U-1-6651-22	Screw, Machine Pan Head #8-32 X 3/4 Lg	1
16	34-66621-04	Washer, Lock Internal Tooth	1
17	48-66611-00	Pin, Guide Machined	1
18	44-66605-00	Latch	2
19	68-17461-00	Shim	2
20	58-04101-00	Protector	2
21	79-66669-00	Key Pad Assembly Includes:	1
	NSS	Key Pad 69Nt Core Micro	1
	NSS	Plate, Backup	1
	NSS	Gasket, Keypad	1
	NSS	Washer, Plain #10 Type A	6
	NSS	Screw, Tf Pan Head #10-9 X.75	6
	NSS	Indicator Dot	1
22	66U-1-3882	Wire Tie 1/16-1-3/4 Self locking	3
23	12-00433-05SV	Display Module:	1
24	44-00391-00	Clamp	2
25	66U-1-5371-7	Screw, Machine Hex Head #10-24 X 0.500	9
26	66U-1-5321-8	Washer, Plain #10 Type A	9
27	66U-1-5371-6	Screw, Machine Hex Head #10-24 X 0.750	2
28	AU27JR131	Washer, Lock #10 Ext Tooth	3
29	22-01713-49	Harness	1
30	58-04960-00	Rain Shield	1
31	79-04046-00	Shield, Hi-Volt Std	1
32	79-04047-00	Shield, Low Voltage	1
33	66U-1-2403	Screw, Machine #10-24 X 0.500	2
34	44-00473-00	Hinge High Volt Shield	2
35	34-00928-20	Rivet, Blind	4
36	34-06139-01	Stud 1/4" Retaining	3
37	34-06139-00	Retainer 1/4" Stud	3
38	34-06139-04	Receptacle 1/4" Retaining	3
39	62-03957-04	Decal, Warning High Voltage	1
40	68-17228-00	Bracket	1
41	69NT35-636-6	Tether Assembly	1
42	68-17298-00	Bracket	1
43	86-86174-00	Rain Shield, Evergreen	1

77-01664-01

1.18 DRAIN KIT

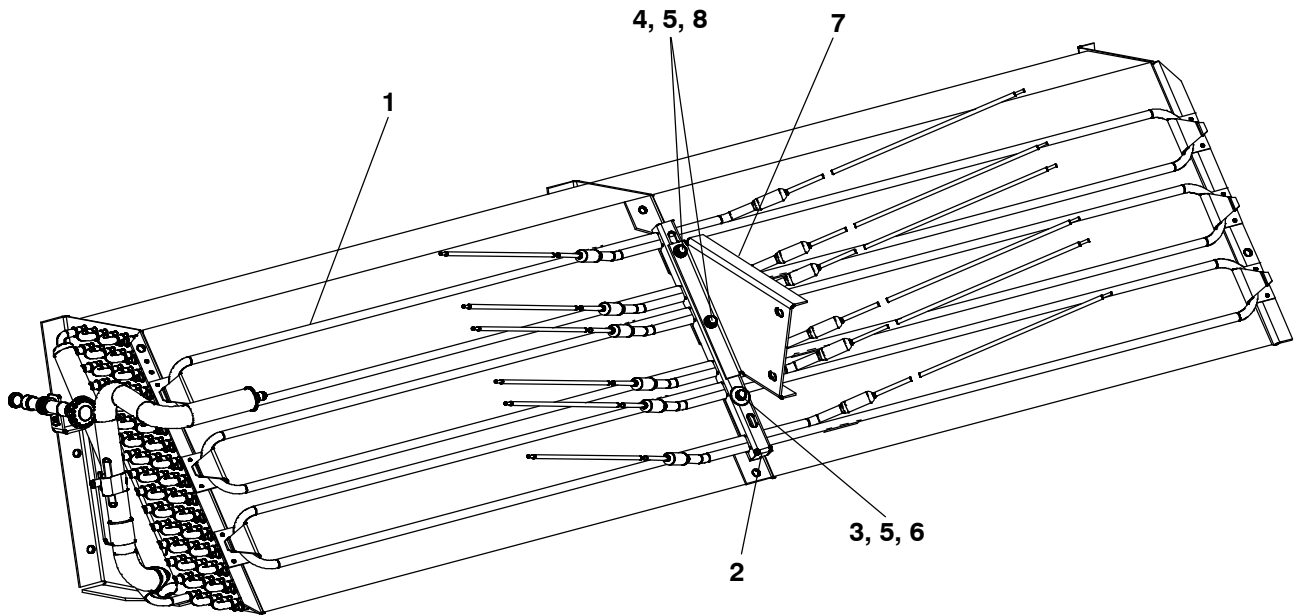


77-01699

Item	Part Number	Description	Qty
1	58-04539-12	Tube, Flexible Std. 44"	1
2	58-04316-00	Base, Mounting .250 Diameter Mounting Hole	11
3	66U-1-3882	Wire Tie /16-1-3/4 Self locking	13
4	58-04202-02	Tee 1.00 OD Drain	1
5	58-04539-10	Tube, Flexible Std. 3"	1
6	58-04539-13	Tube, Flexible Std. 109"	1
7	58-04539-11	Tube, Flexible Std. 12"	1

77-01699-00

1.19 HEATER KIT

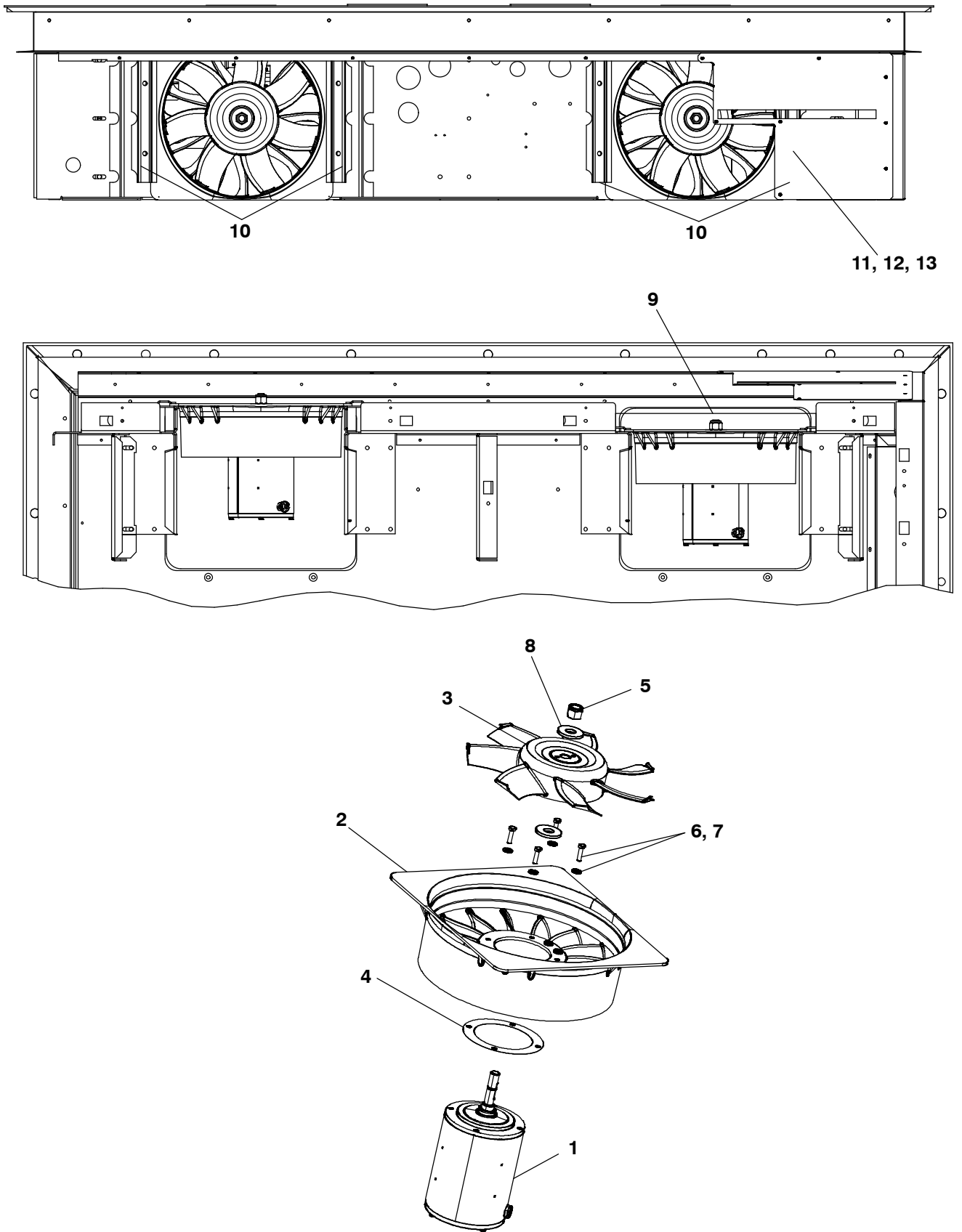


77-01614

Item	Part Number	Description	Qty
1	24-66603-00	Defrost Heater	6
2	86-04956-00	Retainer Assembly	1
3	69NT35-2692-1	Washer, Fender 1/4-.993-1.015 OD	1
4	34-00655-12	Screw, Cap Hex Head 1/4-20 X 1.50	2
5	34-00663-11	Washer, Lock 1/4 Spring	3
6	34-00655-10	Screw, Cap Hex Head 1/4-20 X 1.25	1
7	68-16894-00	Bracket	1
8	66U-1-5321-3	Washer, Plain 1/4 N Type A	2

77-01614-00

1.20 EVAPORATOR FAN AND MOTOR KIT



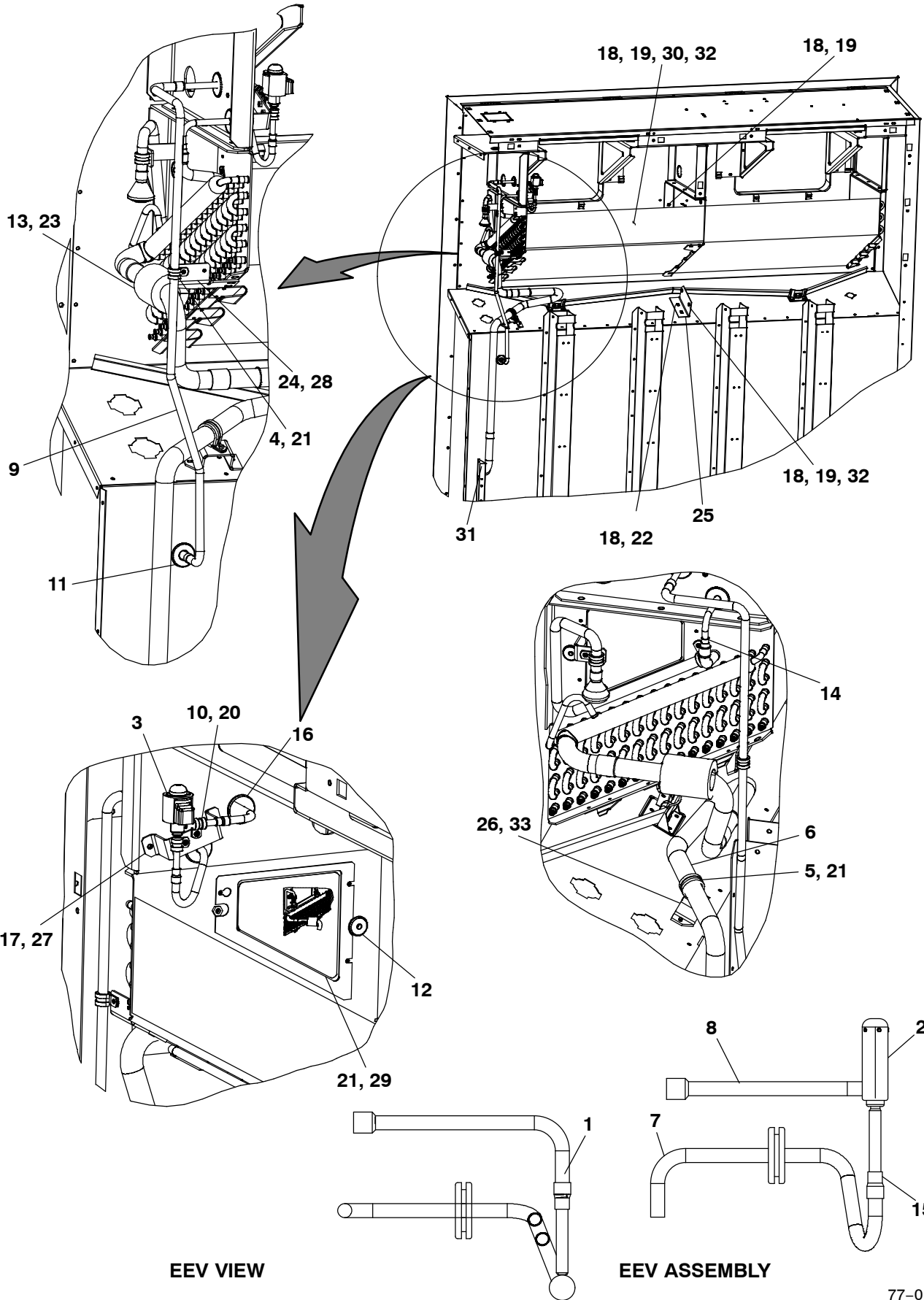
77-66667

1.20 EVAPORATOR FAN AND MOTOR KIT (Continued)

Item	Part Number	Description	Qty
1	54-00648-20	Evaporator Motor	2
2	48-00413-01	Stator	2
3	38-00599-00	Evaporator Fan	2
4	58-04770-00	Protector	2
5	34-00795-17	Nut, Self Lock	2
6	34-06165-08	Screw, Cap Hex Head 1/4-20X1.00	8
7	66U-1-5321-3	Washer, Plain 1/4 N Type A	8
8	34-00616-06	Washer, Special 5/8, 18-8	4
9	66U-1-2552-185	Gasket .75 Thick X 1.5X16.63	1
10	69NT43-295	Bracket Assembly	4
11	34-00655-08	Screw, Cap Hex Head 1/4-20 X 1.00	4
12	34-00663-11	Washer, Lock 1/4 Spring	4
13	69NT35-2692-1	Washer, Fender 1/4	4

77-66667-04

1.21 EVAPORATOR TUBING AND COIL

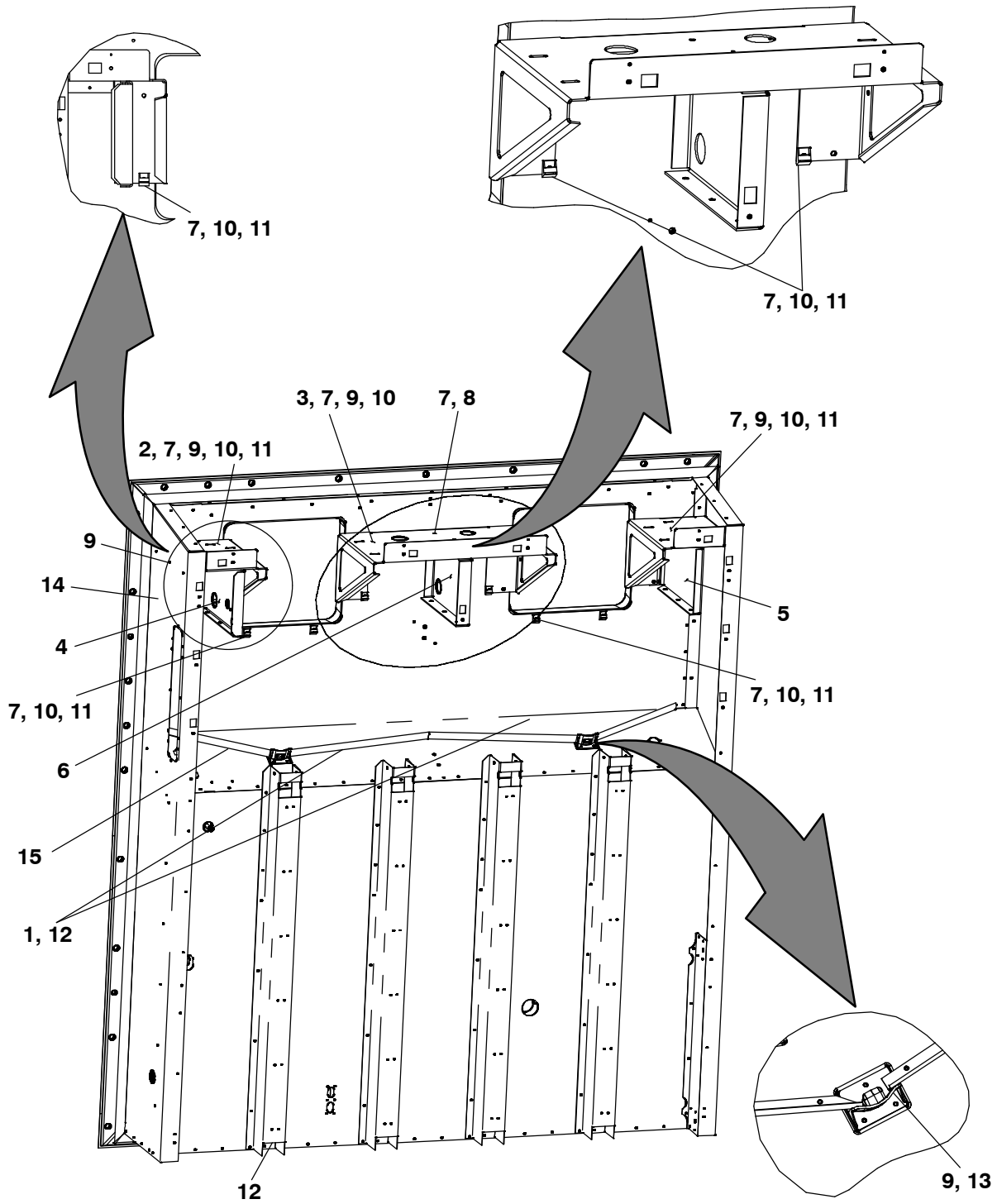


77-01689

1.21 EVAPORATOR TUBING AND COIL (Continued)			
Item	Part Number	Description	Qty
1	14-00176-01	Strainer 100 Mesh, 3/8 OD	1
2	14-00393-00	Valve, EEV	1
3	14-00393-10	Coil, EEV	1
4	44-00370-03	Clamp, Cushioned	1
5	44-00370-08	Clamp, Cushioned	1
6	56-09195-00	Tube, Suction 1-1/8 OD X .050	1
7	56-66777-00	Tube 3/8 OD X .028	1
8	56-66776-00	Tube, Liquid 3/8 OD X .028	1
9	56-09160-00	Tube, Liquid .500 OD X .035	1
10	34-00373-52	Clamp, Tube	2
11	58-00065-06	Grommet Neoprene	1
12	58-00065-46	Grommet	1
13	42-00425-109	Insulation, Tube Pre-Taped	1
14	40-66629-00	Bushing 5/8 X 3/8	1
15	40-66628-03	Coupling 3/8C X 5/16	2
16	58-00065-91	Grommet	2
17	66U-1-5371-6	Screw, Machine Hex Head #10-24 X 0.750 Sltd	2
18	66U-1-5321-3	Washer, Plain 1/4 N Type A	15
19	66U-1-5361-25	Screw, Cap Hex Head 1/4-20 X 0.75	13
20	66U-1-5371-7	Screw, Machine Hex Head #10-24 X 0.500	2
21	66U-1-5381-1	Screw, Hex Head #10-24 X.75L	5
22	34-06269-12	Screw, Lag 1/4-10 X 1.50 Hex Head	2
23	66U-1-3882-3	Wire Tie	2
24	66U-1-5381-3	Screw, Hex Head Sltd #10-24 X0.63L	2
25	68-16893-00	Bracket	1
26	68-17190-00	Bracket	1
27	68-16892-01	Bracket	1
28	68-16715-00	Bracket	1
29	68-17089-00	Plate, Cover	1
30	81-04186-20	Evaporator Coil Assembly	1
31	42-00183-08	Trim, Flexible	1
32	34-00663-11	Washer, Lock 1/4 Spring	11
33	34-00928-09	Rivet, Blind	2

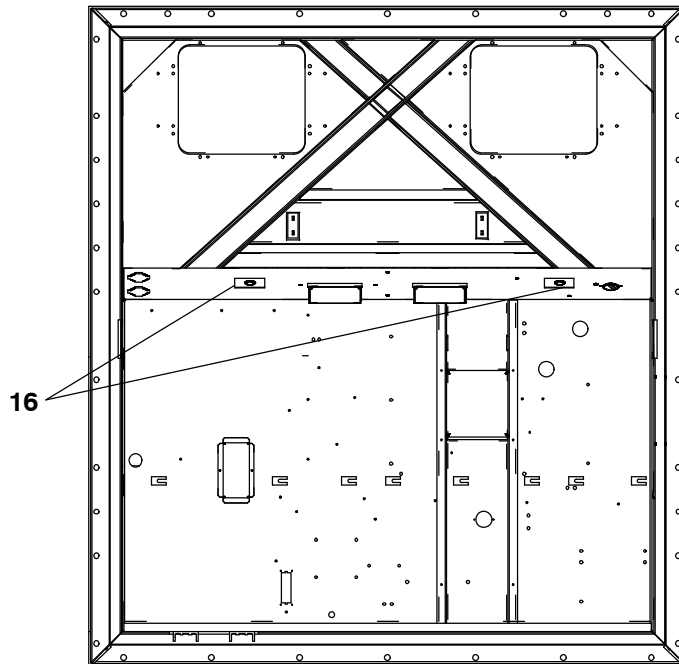
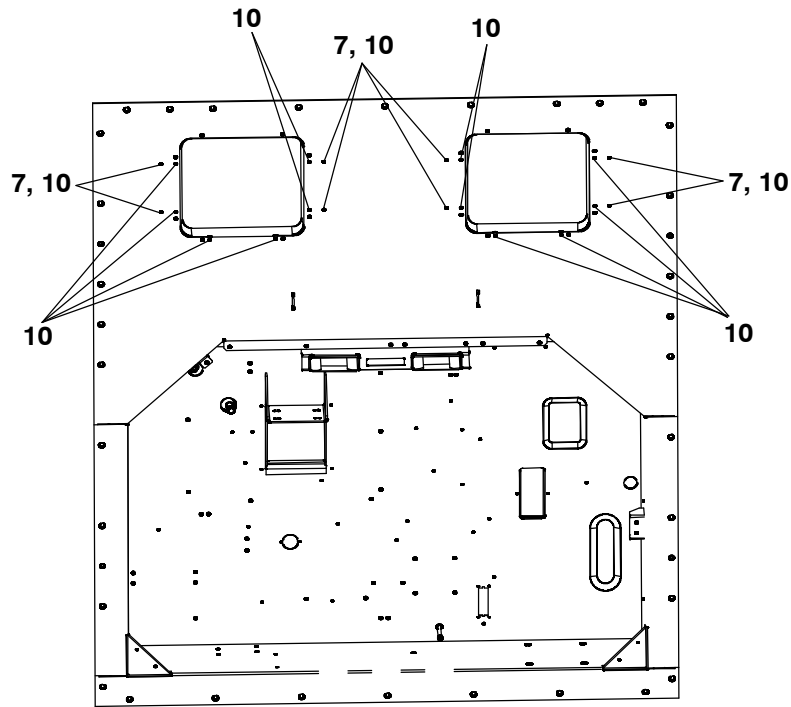
77-01689-01

1.22 FRAME KIT



77-01690

1.22 FRAME KIT (Continued)

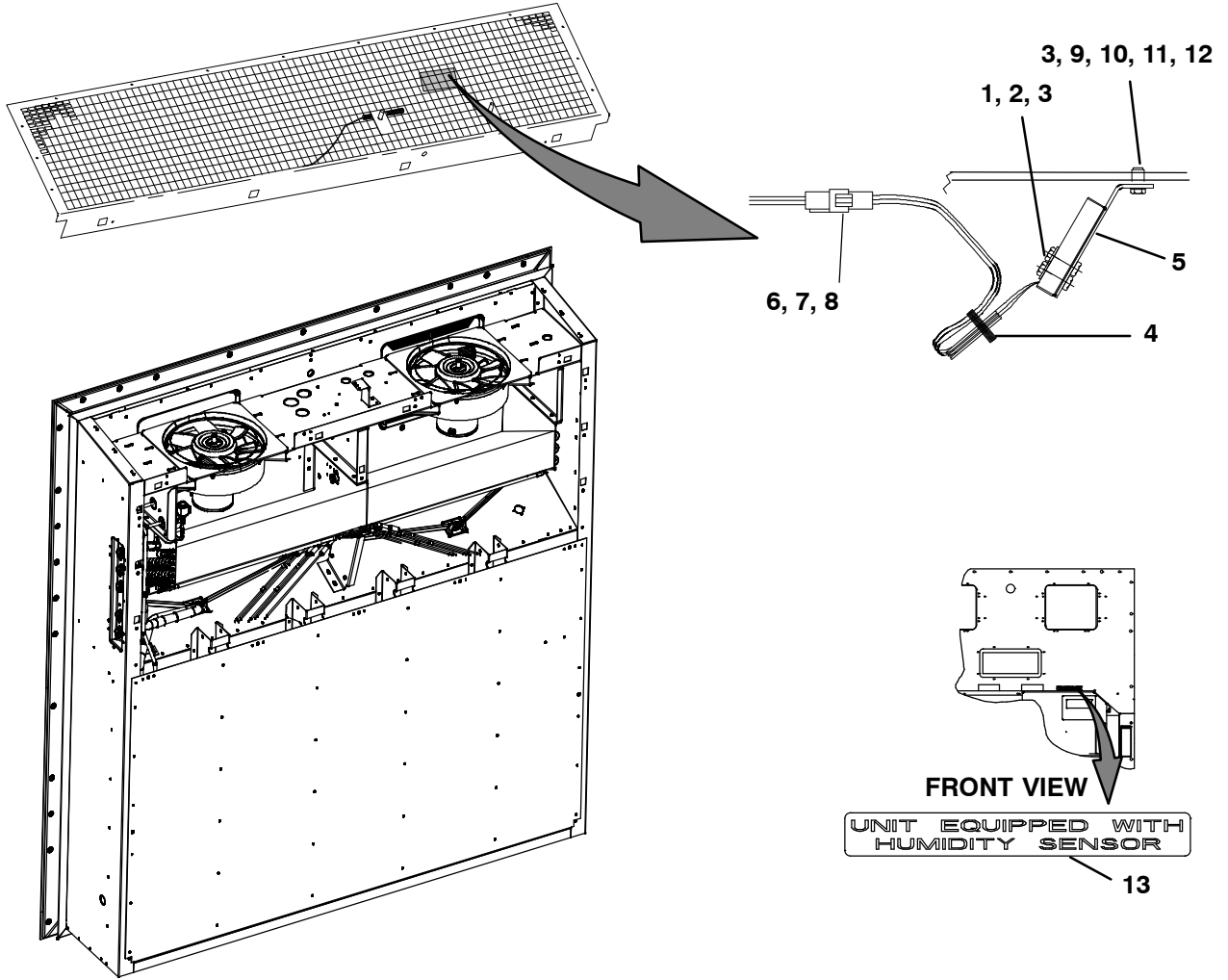


77-01690

1.22 FRAME KIT (Continued)			
Item	Part Number	Description	Qty
1	68-17345-00	Gutter	2
2	68-16696-00	Fan Deck	1
3	68-17419-01	Fan Deck Assembly	1
4	68-16891-00	Panel	1
5	68-16767-00	Panel Assembly	1
6	68-17145-00	Panel Assembly	1
7	66U-1-5321-3	Washer, Plain 1/4 N Type A	35
8	66U-1-5361-25	Screw, Cap Hex Head 1/4-20 X 0.75	9
9	34-00928-09	Rivet, Blind	19
10	34-00655-10	Screw, Cap Hex Head 1/4-20 X 1.25	32
11	69NT35-2692-1	Washer, Fender 1/4	11
12	34-00928-07	Rivet, Blind	159
13	58-04968-00	Fitting Drain Tube, 45 Degree	2
14	68-17201-00	Channel .063 Thick Aluminum	1
15	68-17188-00	Gutter .040 Thick Aluminum	1
16	42-00570-00	Gasket	2

77-01690-02

1.23 HUMIDISTAT KIT

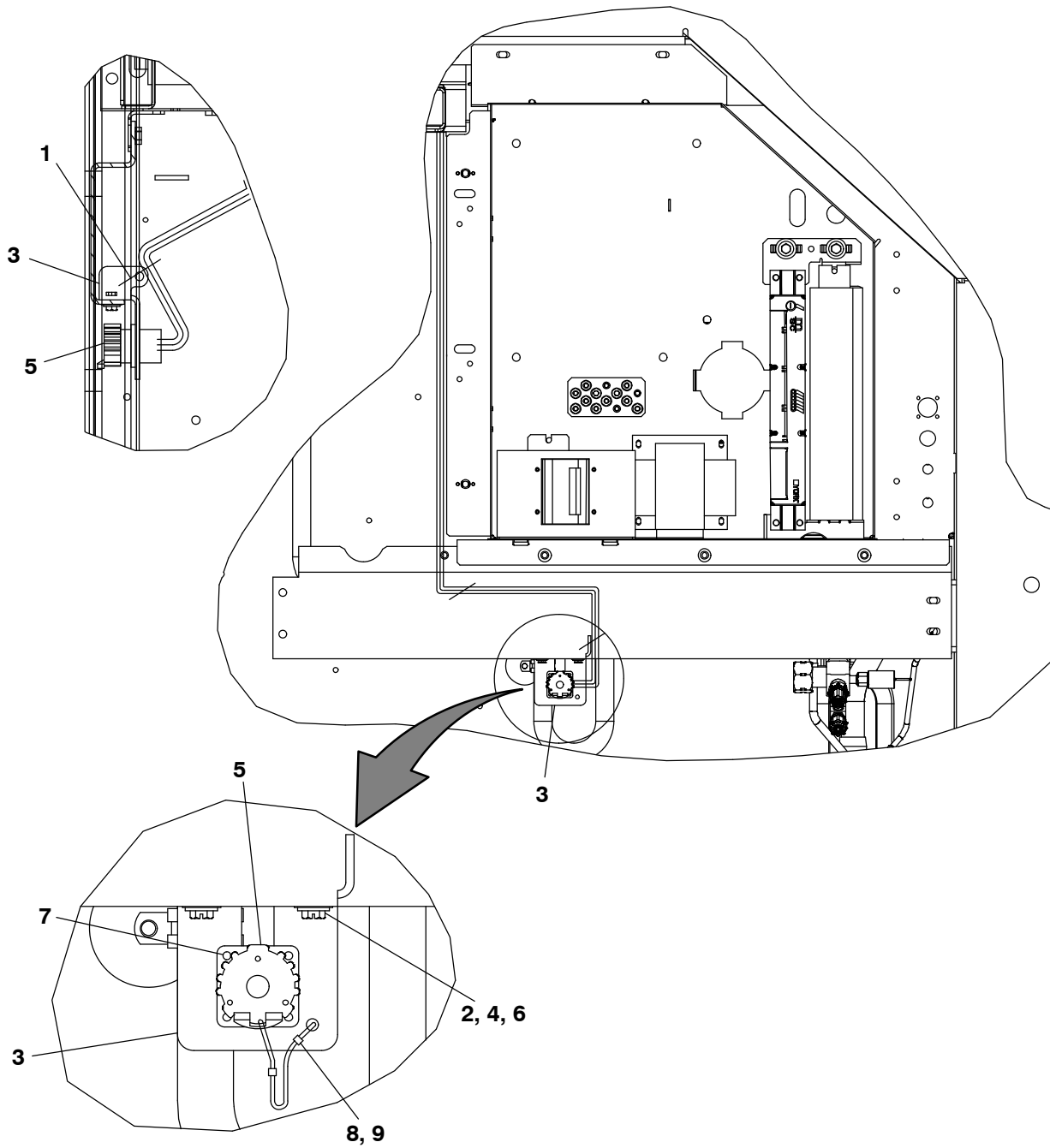


77-01009

Item	Part Number	Description	Qty
1	12-00686-00	Humidity Sensor	1
2	66U-1-5371-10	Screw, Machine Hex Head #10-24 X 1.00	4
3	66U-1-5321-8	Washer, Plain #10 Type A	4
4	66U-1-3882	Wire Tie	1
5	68-13181-01	Bracket Assembly Humidity Sensor	1
6	22-01613-06	Plug 3 Pin	1
7	22-01613-07	Lock, Secondary 3 Pin (P)	1
8	22-01613-13	Contact Socket	3
9	AU27JR131	Washer, Lock #10 Ext Tooth	2
10	34-06051-32	Rivnut	2
11	66U-1-5371-7	Screw, Machine Hex Head #10-24 X 0.500	2
12	66U-1-5321-7	Washer, Plain 1/4 W Type A	2
13	69NT-35-3907	Label Humidity Sensor	1

77-01009-11

1.24 INTERROGATE KIT

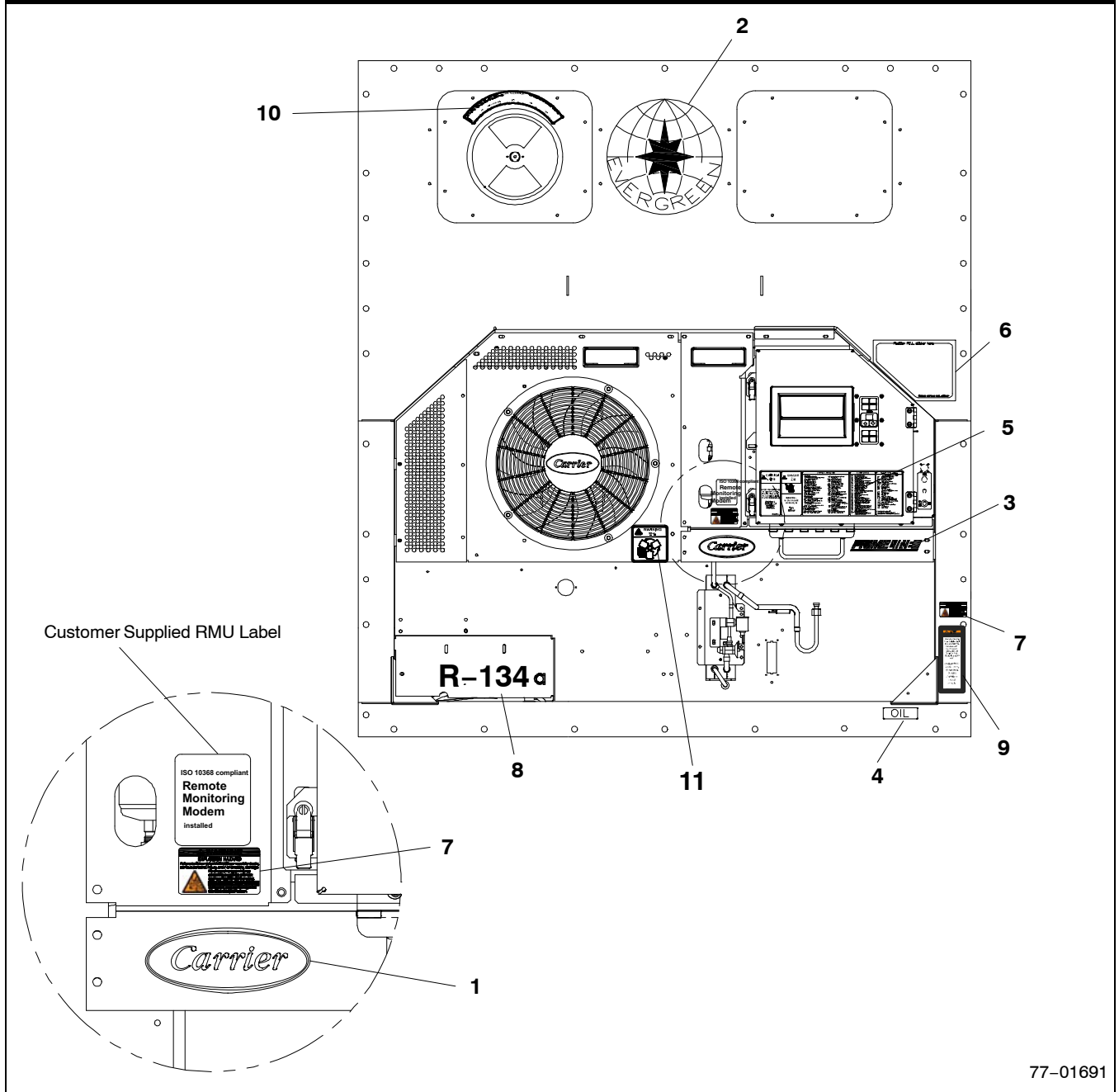


77-01608

Item	Part Number	Description	Qty
1	66U-1-3882	Wire Tie 1/16-1-3/4	4
2	66U-1-5321-8	Washer, Plain #10 Type A	2
3	68-17021-00	Bracket	1
4	66U-1-5371-7	Screw, Machine Hex Head #10-24 X 0.500	2
5	22-01660-05	Dust Cap	1
6	34-06053-05	Washer .205 ID X .600 OD	2
7	34-06142-00	Rivet	4
8	58-01097-00	Cord, Nylon	1
9	22-02205-00	Connector	2

77-01608-01

1.25 LABEL KIT

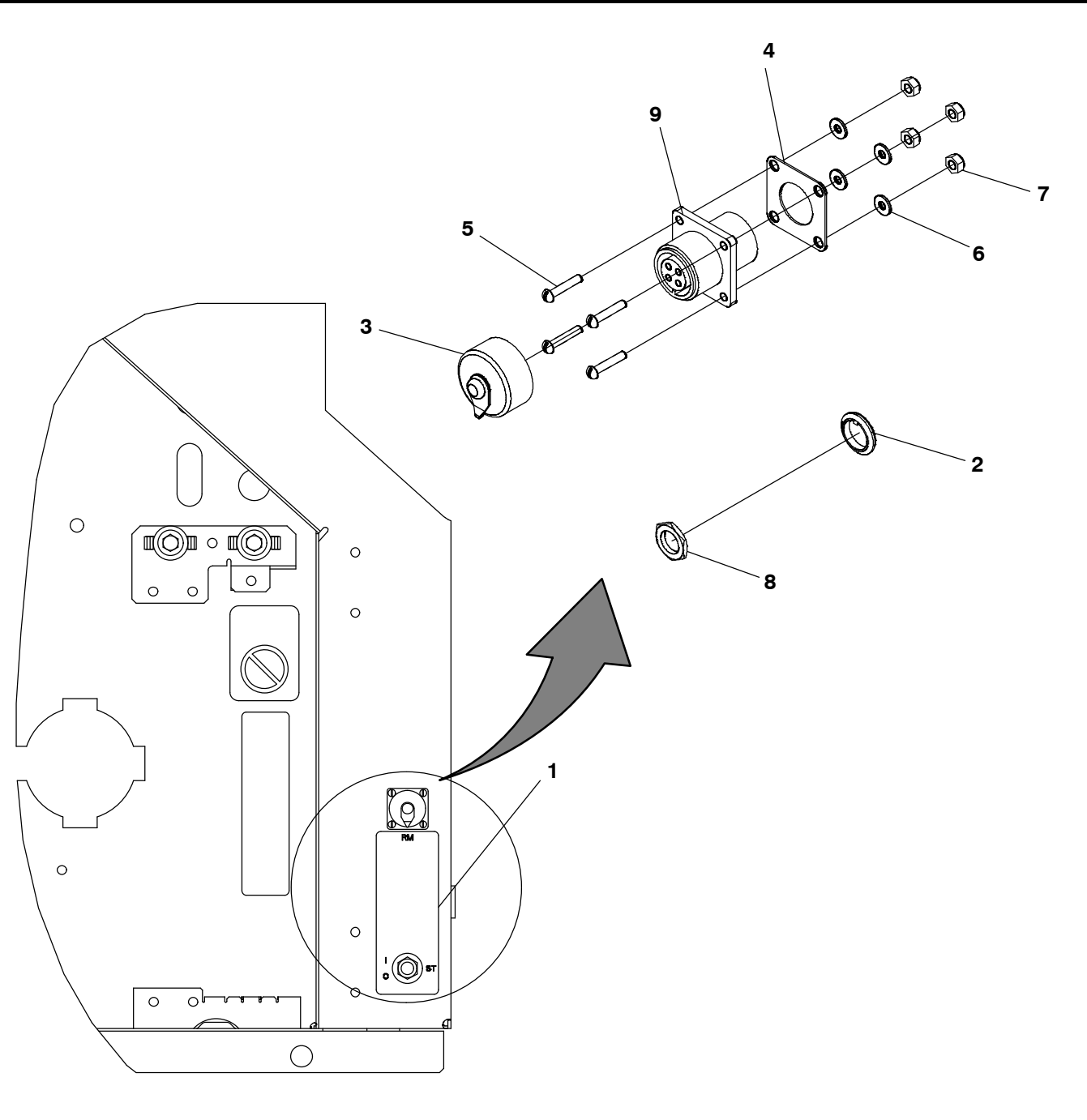


77-01691

Item	Part Number	Description	Qty
1	62-11424-03	Label, Carrier	1
2	62-02823-07	Label, Evergreen Logo	1
3	62-11424-04	Label, Primeline	1
4	62-11263-02	Label, Poe Compressor Oil	1
5	62-11252-00	Label, R-134A	1
6	62-66682-01	Label, Pti	1
7	62-66081-00	Label, Warning Refrig (R-134A)	2
8	62-11739-03	Label, Code-Ctn	1
9	62-11264-01	Label, Compressor Warning	1
10	62-02723-21	Label Upper Fresh Air	1
11	62-11735-04	Label Fan Warning	1

77-01691-03

1.26 PANEL KIT

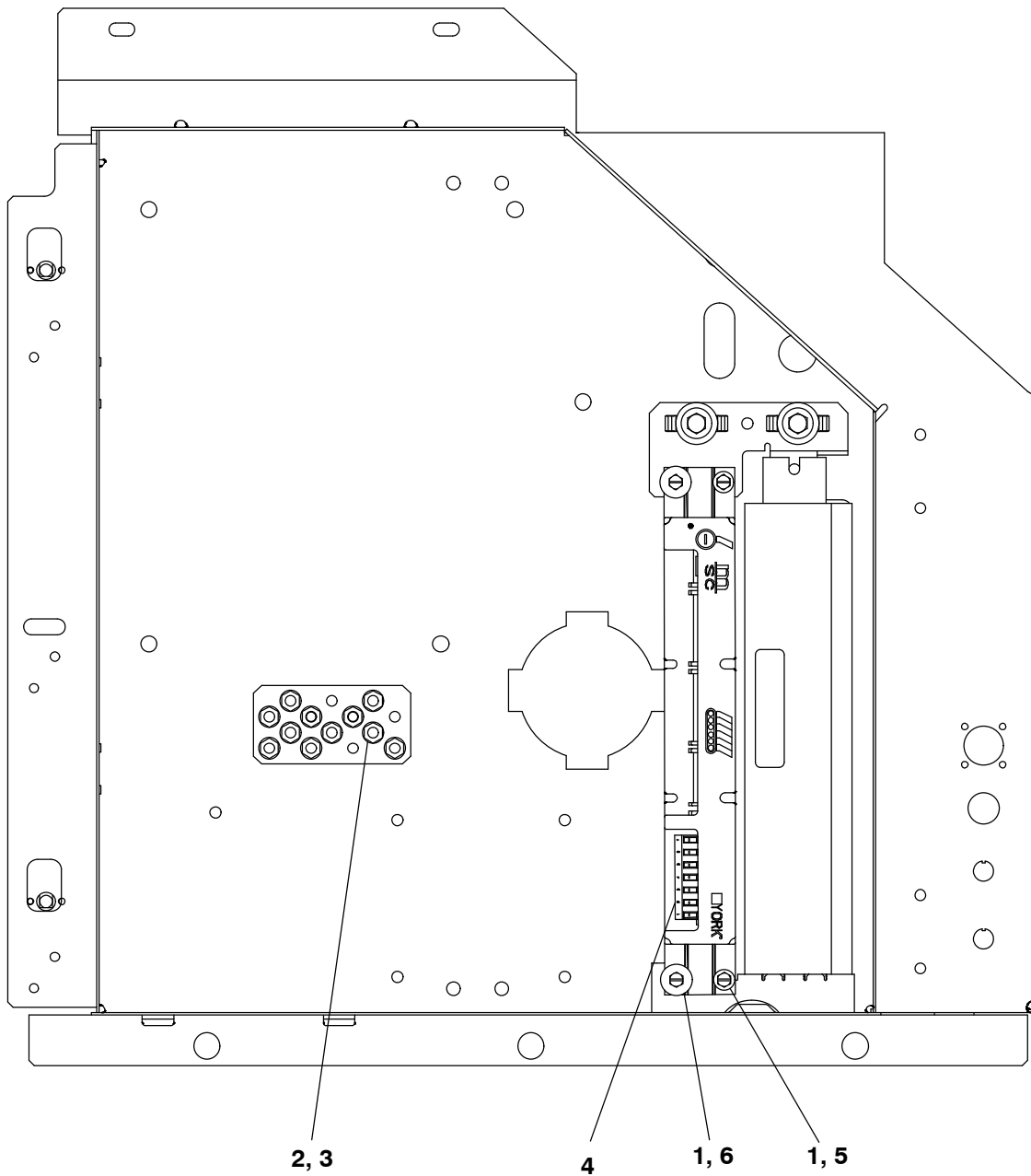


77-01716

Item	Part Number	Description	Qty
1	62-11731-01	Label St, Rm/Switch	1
2	66U-1-9752	Seal	1
3	22-02341-01	Cap & Tether Receptacle Assembly	1
4	MS510074	Gasket	1
5	34-00848-10	Screw, Machine	4
6	66U-1-5321-6	Washer, Plain .125 ID Type A	4
7	34-00667-05	Nut, Self Lock	4
8	10-01129-20	Nut, Hex 15/32-32	1
9	22-01604-00	Receptacle 4 Connections	1

77-01716-00

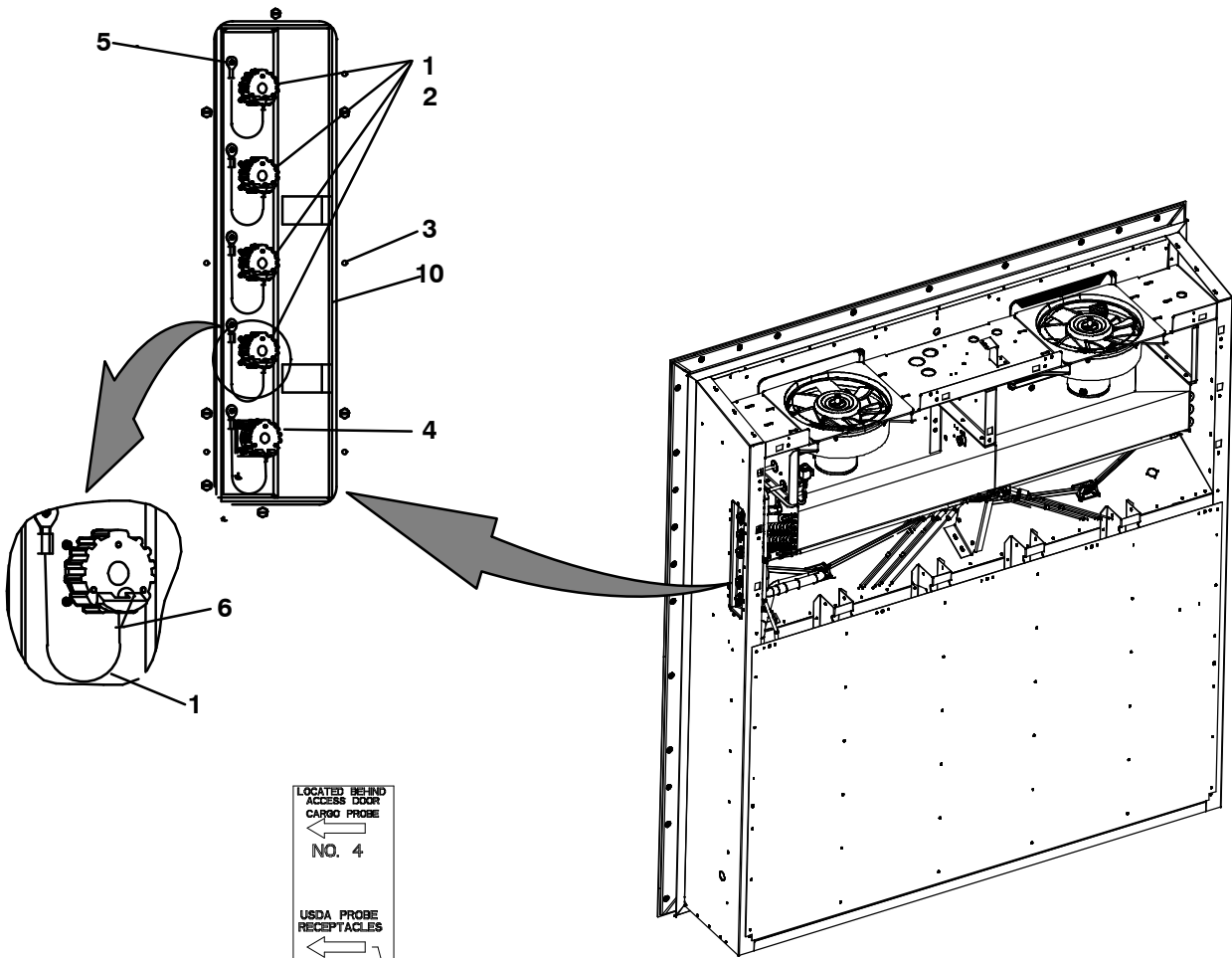
1.27 RMU KIT



77-01517

Item	Part Number	Description	Qty
1	66U-1-5371-7	Screw, Machine Hex Head #10-24 X .500	4
2	AT39JA171	Nut, Hex 43834	2
3	AU27JR171	Washer, Lock 1/4 Ext Tooth	2
4	22-01556-00	Connector	1
5	66U-1-5321-8	Washer, Plain #10 Type A	2
6	69NT-35-2692-4	Washer, Fender #10-.743-.765 OD	2
7	58-00079-01	Sta-Strap	4

77-01517-00



- LOCATED BEHIND ACCESS DOOR
- CARGO PROBE
← NO. 4

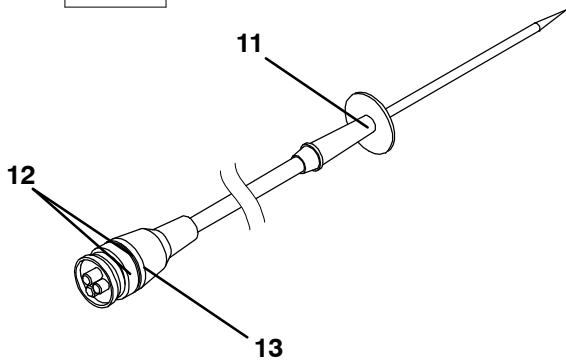
- USDA PROBE RECEPTACLES
← NO. 3

- ← NO. 1

- ← NO. 2

- INTERROGATOR RECEPTACLE
←

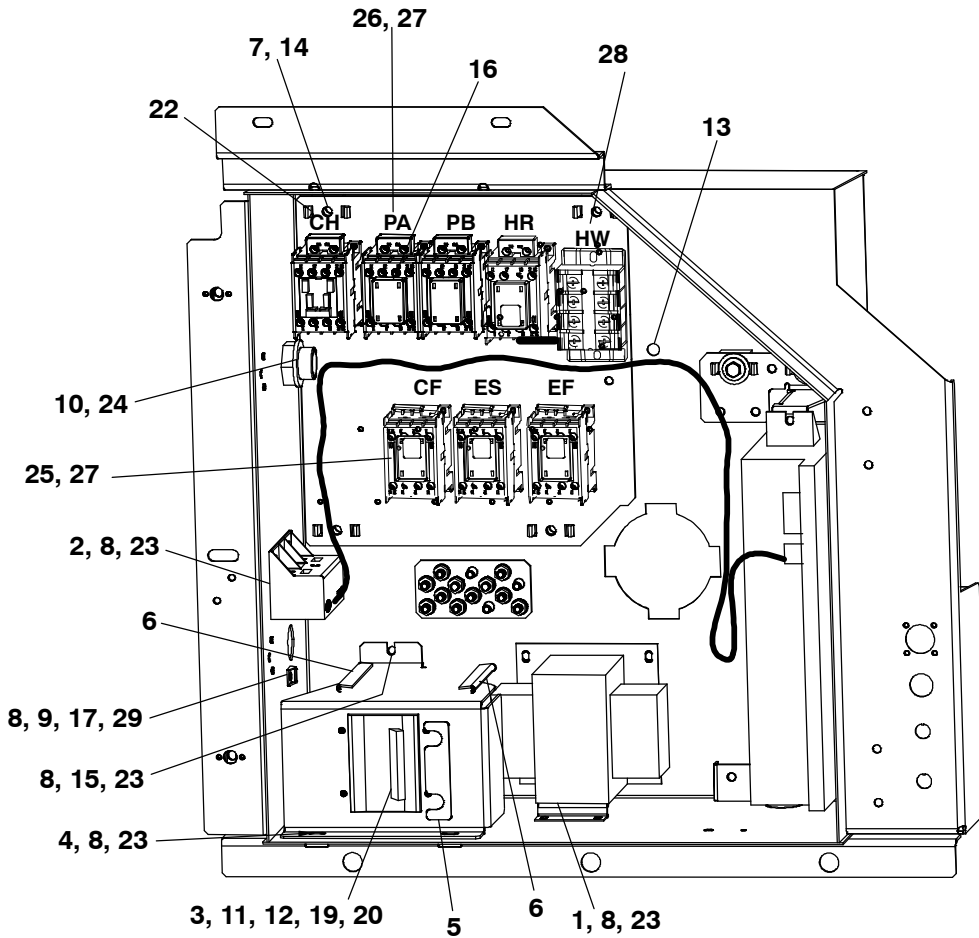
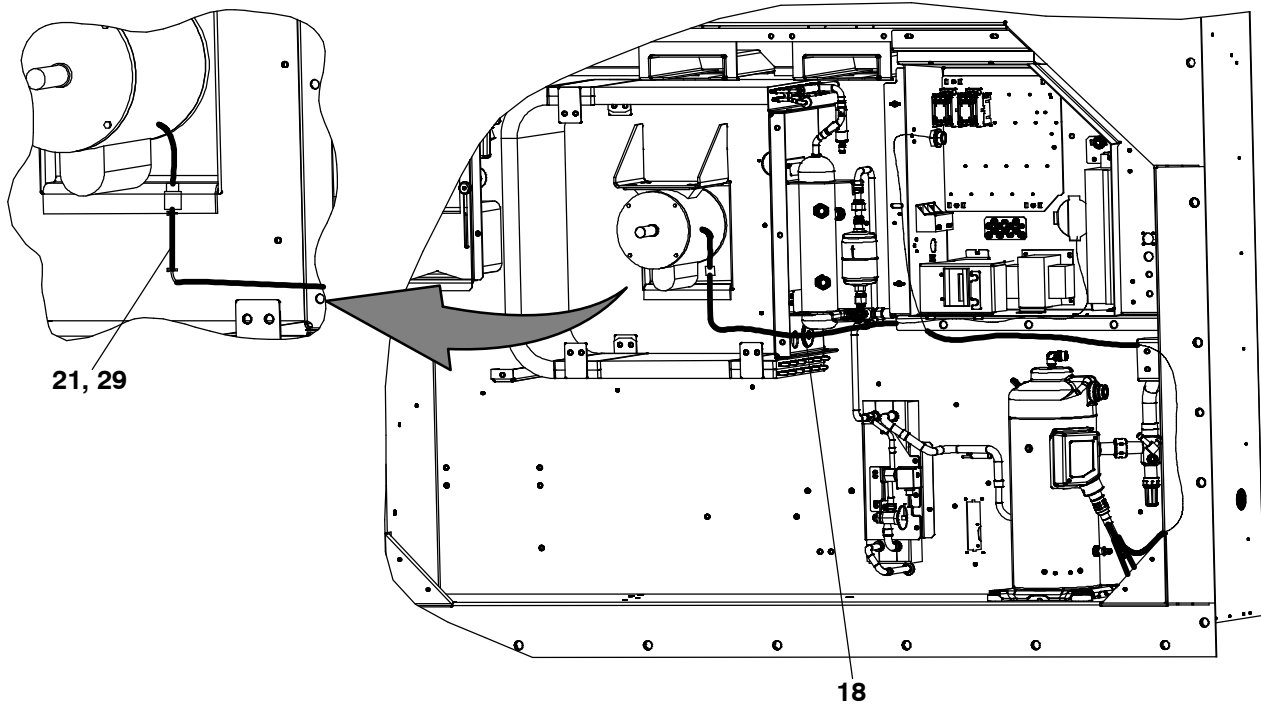
USDA COLD TREATMENT CERTIFIED



1.28 USDA (Continued)			
Item	Part Number	Description	Qty
1	69NT35-636-1	Tether Assembly	5
2	22-01660-02	Cap, Dust, (3-Pin Receptacle)	4
3	66U1-5371-7	Screw, Machine, Hex Head, #10-24 X 0.500 Slotted	6
4	22-01660-05	Cap, Dust (5-Pin Receptacle)	1
5	34-06142-00	Rivet, 0.110 Inch Diameter, 0.126-0.250	25
6	22-02205-00	Connector Splice, Non-Insulated	5
7	62-11275-00	Label, USDA Cold Treatment Certified	1
8	62-11729-00	Label, USDA	1
9	66U1-3882	Wire Tie, 1/16-1-3/4, Self-Locking	4
10	68-17023-00	Panel	1
USDA PROBE KIT			
11	12-50089-00	Sensor Assembly, 600 Inches Long (15M) (USDA Probe) - Includes:	A/R
12	22-50127-00	Plug, Socket (PR1, PR2, PR3, Cargo Probe 4)	1
13	22-01613-15	Contact, Socket, #16	A/R

77-01651-00

1.29 WIRING KIT

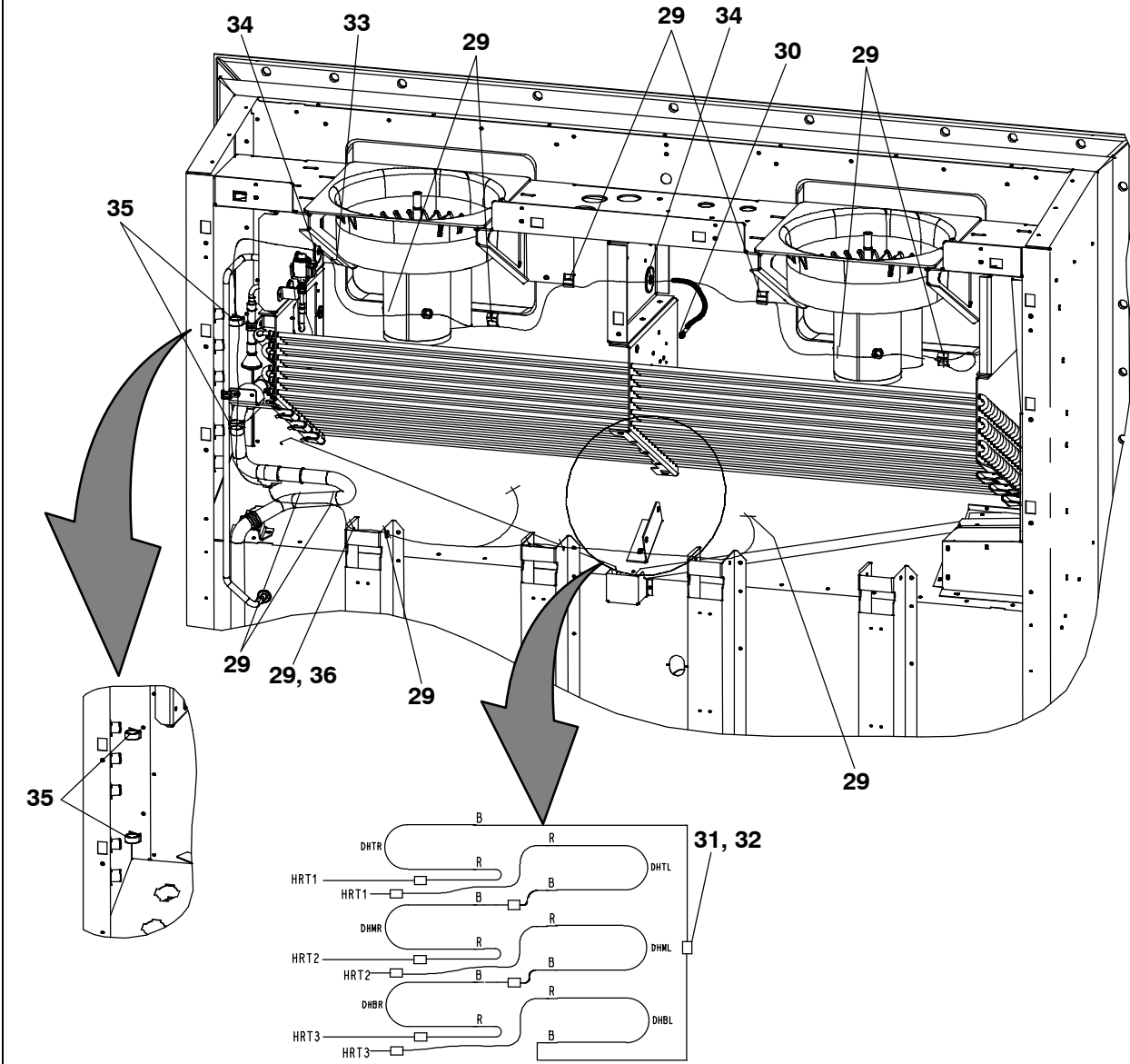


77-01655

1.29 WIRING KIT (Continued)			
Item	Part Number	Description	Qty
1	10-00332-21SV	Transformer	1
2	10-00439-01	Transformer, Current Sensing	1
3	66U-1-7842-12	Circuit Breaker 3 Pole, 600 Volt	1
4	68-17405-00	Bracket	1
5	69NT-35-9073-1	Label CB1	1
6	66CH-1-1172-28	Trim, Flexible 6.00 Long	2
7	34-00655-08	Screw, Cap Hex Head 1/4-20 X 1.00	4
8	66U-1-5371-7	Screw, Machine Hex Head #10-24 X 0.500	12
9	34-00663-09	Washer, Lock #10 Spring	1
10	66U-1-7352-3	Connector Straight	1
11	66U-1-6651-19	Screw, Machine Pan Head #6-32	4
12	34-00663-07	Washer, Lock #6 Spring	4
13	34-00655-04	Screw, Cap Hex Head 1/4-20 X 0.50	1
14	66U-1-5321-7	Washer, Plain 1/4 W Type A	4
15	34-06053-14	Washer	1
16	10-00431-11	Cover Contactor	2
17	58-04246-00	Ty-Rap Base	1
18	58-00065-93	Grommet	1
19	66U-1-7842-6	Nut, Hex	6
20	66U-1-7842-7	Washer, Flat #10-32	12
21	58-00848-12	Tube, Slit 1/2 ID X 27 Lg Corr	1
22	58-00967-00	Spacer Locking (Sub-panel)	4
23	66U-1-5321-8	Washer, Plain #10 Type A	11
24	66U-1-1251-2	O-Ring 3/4 Hub Sealing	1
25	10-00431-00	Contacto 12 Amp (HR, CF, ES, EF)	4
26	10-00431-01	Contacto 30 Amp (PA, PB, CH)	3
27	10-00431-08	Contacto Cover	7
28	22-66676-00	Terminal Block	1

77-01655-01

1.29 WIRING KIT (Continued)



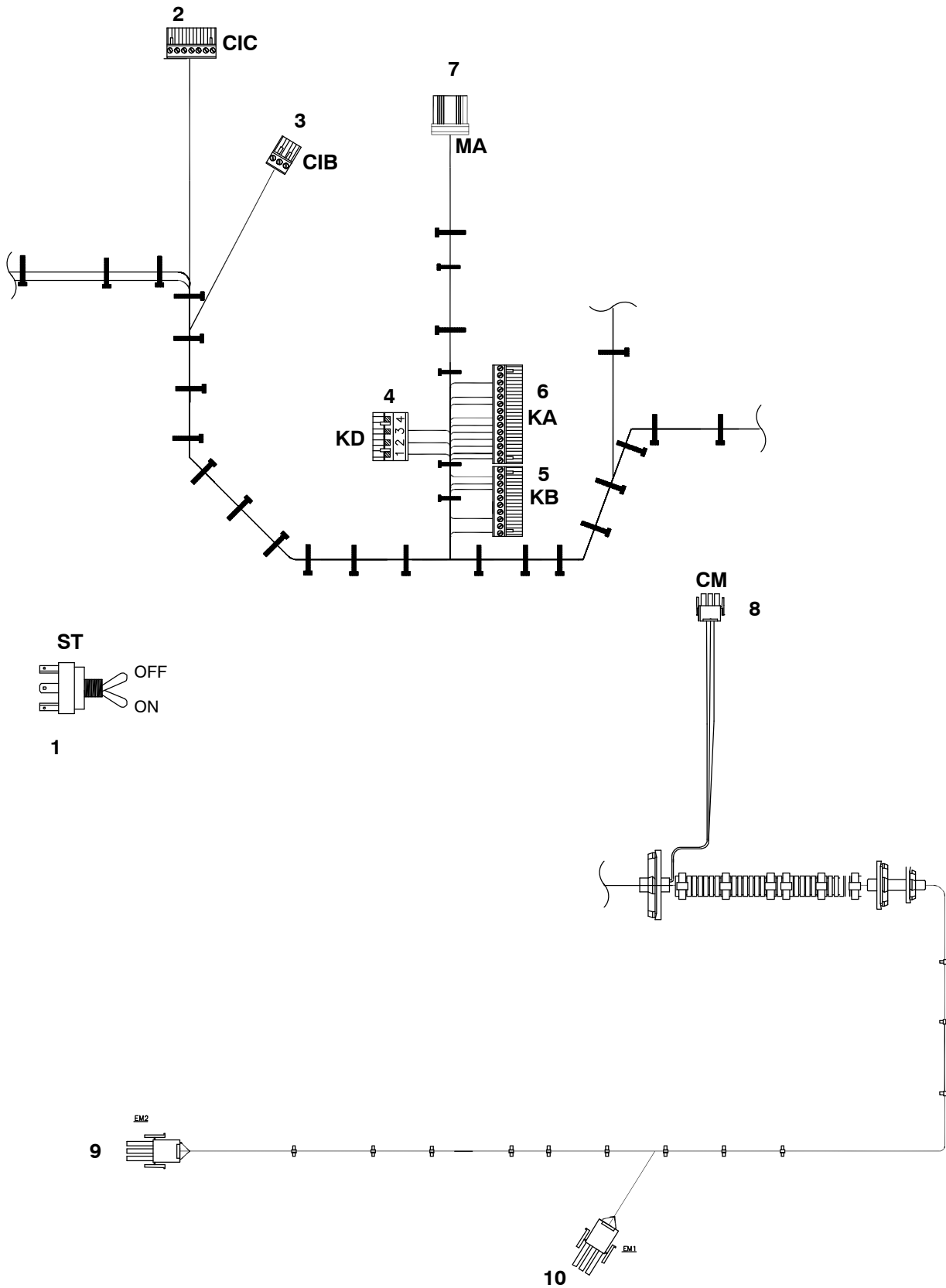
77-01655

1.29 WIRING KIT (Continued)

Item	Part Number	Description	Qty
29	66U-1-3882	Wire Tie 1/16-1-3/4 Self locking	44
30	34-01178-22	Screw, Hex Head #8-32 X .50L	1
31	66U-1-3803	Tube, Heat Shrink .25 X 2.12 Blk	12
32	22-01292-02	Butt Splice	12
33	66CH-1-1172-2	Trim, Flexible 2.00 Lg	1
34	58-04273-00	Grommet	2
35	44-00361-00	Clip, Retaining	5
36	66CH-1-1172-32	Trim, Flexible 2.25 Long	6

77-01655-01

1.30 WIRING ASSEMBLY

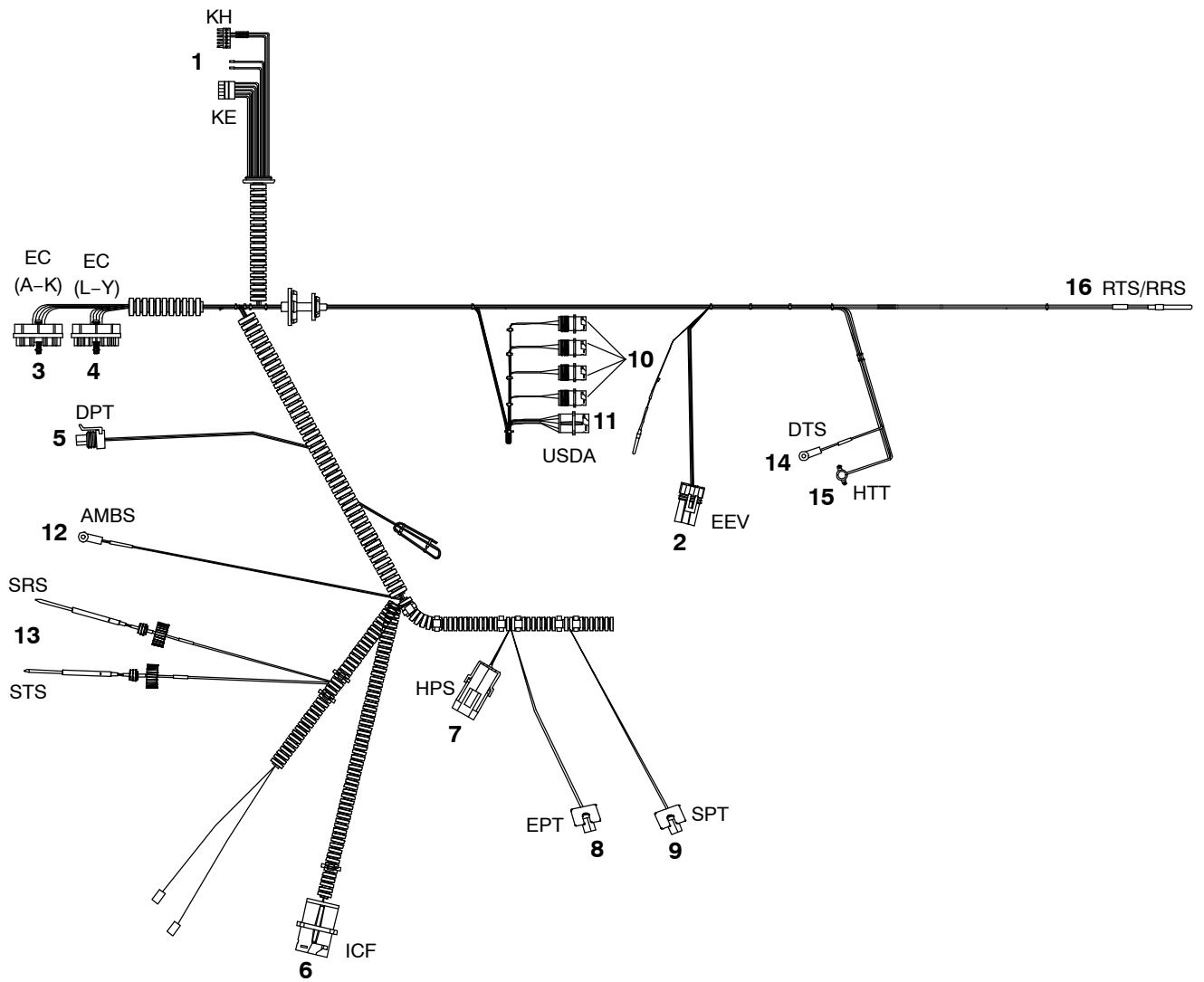


77-00438

1.30 WIRING ASSEMBLY (Continued)			
Item	Part Number	Description	Qty
1	10-01129-11	Switch, Toggle, Start/Stop (ST)	1
	91-00438-08	High Voltage Harness – Includes:	
2		CIC – Includes:	
	22-01556-06	Block	
	22-02324-09	Terminal	
3		CIB – Includes:	
	22-01556-04	Block	1
4		KD – Includes:	
	22-04031-00	Block	1
	22-04032-00	Terminal	4
5		KB – Includes:	
	22-01556-01	Block	1
	22-01735-00	Terminal	5
6		KA – Includes:	
	22-01556-02	Block	1
	22-01735-00	Terminal	10
7		MA – Includes:	
	22-01622-01	Block	1
	22-01622-03	Terminal	5
8		Condenser Fan Motor (CM) – Includes:	
	22-01997-12	Plug CM	1
	22-01997-06	Terminal	4
	22-01997-08	Sealing Plug	3
	22-01997-13	Wire Seal	1
	22-01997-14	Interface Seal	1
9		Evaporator Fan Motor 2 (EM2) – Includes:	
	22-01197-20	Plug, EM2	1
	22-01997-06	Terminal	7
	22-01997-08	Sealing Plug	3
	22-01997-21	Wire Seal	1
	22-01997-22	Interface Seal	1
10		Evaporator Fan Motor 1 (EM1) – Includes:	
	22-01997-20	Plug, EM1	1
	22-01997-06	Terminal	5
	22-01997-08	Sealing Plug	2
	22-01997-21	Wire Seal	1
	22-01997-22	Interface Seal	1

77-00438-08

1.31 HARNESS – LOW VOLTAGE



22-04276

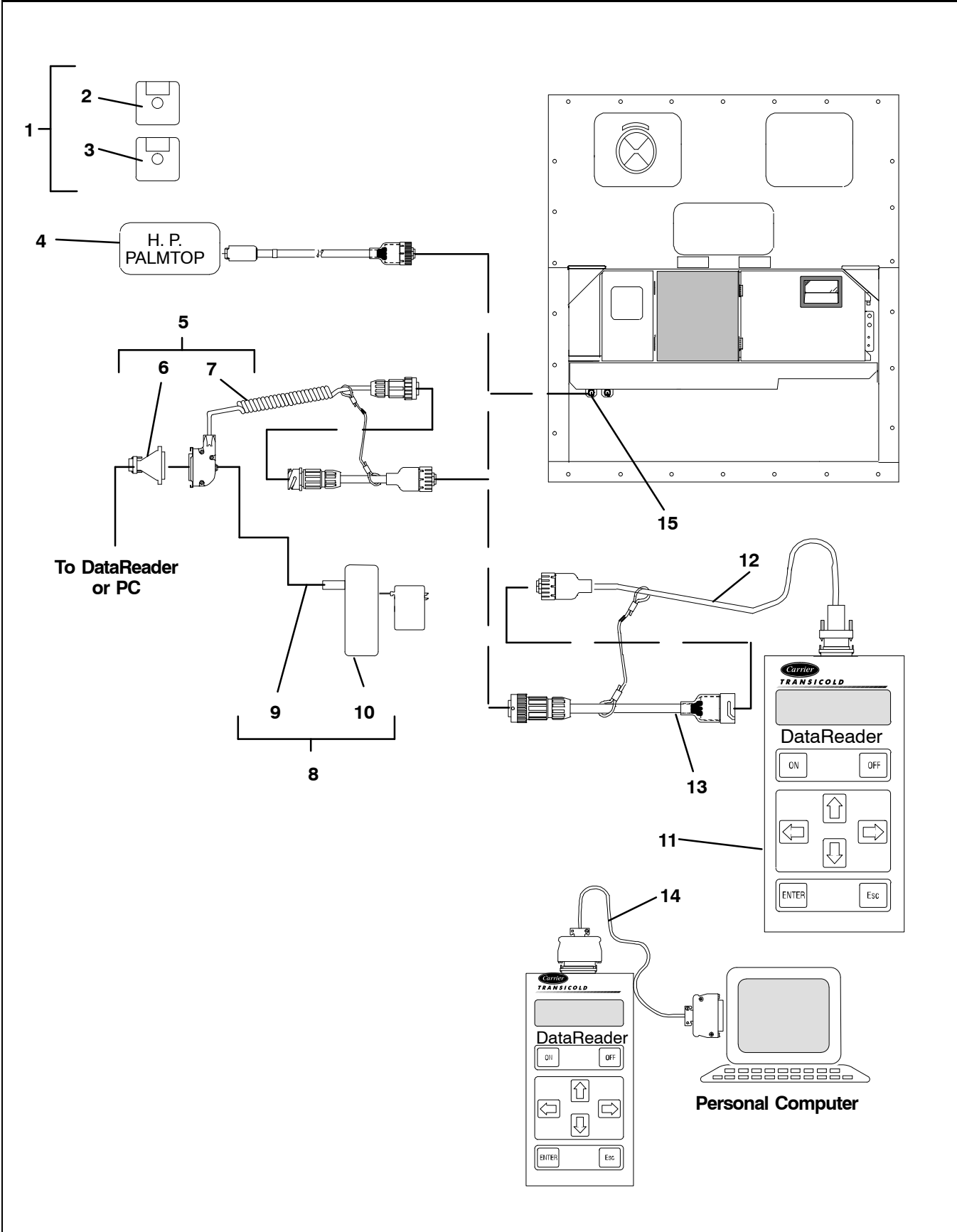
Item	Part Number	Description	Qty
	22-04276-02	Harness Low Voltage includes:	
1	22-66656-33	Harness (KH-KE-EEV) Includes	
		KH – Includes:	
	22-04016-00	Block	1
	22-01735-00	Terminal	2
		KE – Includes:	
	22-04031-01	Connector	1
	22-04032-00	Terminal	5
2		Electronic Expansion Valve (EEV) – Includes:	
	22-01835-00	Block	1
	22-01566-01	Terminal	5
	22-02394-02	Cable Seal	5

1.31 HARNESS – LOW VOLTAGE (Continued)			
Item	Part Number	Description	Qty
3		EC (A-K) – Includes:	
	22-01777-06	Seal	4
	22-01777-07	Retainer	2
	66U1-6651-24	Screw Pan Head 10-24-1.50 Inch Long SST	1
	22-01777-00	Connector	1
	22-01777-03	Terminal	21
	22-01777-02	Seal	4
4		EC(L-Y) – Includes:	
	22-01777-06	Seal	4
	22-01777-07	Retainer	2
	66U1-6651-24	Screw Pan Head 10-24-1.50 Inch Long SST	1
	22-01777-00	Connector	1
	22-01777-03	Terminal	21
5		Discharge Pressure Transducer (DPT) – Includes:	
	22-02448-00	Block	1
	22-01777-03	Terminal	3
6		ICF	
	22-01660-03	Block	1
	22-01613-14	Terminal	5
7		High Pressure Switch (HPS) – Includes:	
	22-02392-00	Block	1
	22-02393-01	Terminal	2
	22-02394-00	Seal	2
8		Evaporator Pressure Transducer (EPT) – Includes:	
	22-01944-00	Block	1
	22-01944-10	Gasket	1
	22-01944-05	Cap	1
	22-01777-03	Terminal	3
9		Suction Pressure Transducer (SPT) – Includes:	
	22-01944-00	Block	1
	22-01944-10	Gasket	1
	22-01944-05	Cap	1
	22-01777-03	Terminal	3
10		USDA – Includes:	
	22-01660-00	Connector	4
	22-01613-12	Terminal	8
	22-01614-06	Plug	4
11		USDA – Includes:	
	22-01660-03	Connector	1
	22-01613-12	Terminal	5
12	12-00495-00	Thermistor, Ambient (AMBS)	1
13	12-00395-02	Thermistor, Supply Recorder Sensor (SRS) / Supply Temp Sensor (STS)	2
14	12-00495-01	Thermistor, Defrost (DTS)	1
15	12-00170-08	Thermistor, Evaporator Defrost (HTT)	1
16	12-00500-00	Thermistor, Combo/Return (RTS/RRS)	1

22-04276-02

2 INTERROGATOR ACCESSORIES

2.1 DATALINE/DATAREADER



2.1 DATALINE/DATAREADER (Continued)			
Item	Part Number	Description	Qty
1	07-00406-00	Disk Kit, DataLine (SEE NOTE) – Includes:	1
2	12-00413-05SV	Software, DataLine NSS	1
3	12-00528-00	Software, DataLine (Scroll) NSS	1
4	22-01737-02	Cable, H. P. PalmTop	1
5	76-50059-00	Kit, Cable, With Adapter – Includes:	1
6	22-02418-02	Cable, Interrogator	1
7	22-02420-00	Adapter	1
8	76-50058-00	Kit, Battery, With Cable – Includes:	1
9	NSS	Battery, External, With Battery Charger	1
10	22-02401-00	Cable	1
11	No Longer Offered	DataReader	–
12	22-01737-00	Cable, Download	1
13	22-01737-01	Cable, Adapter	1
14	22-01743-00	Cable, Upload	1
15	–	Receptacle	–

3 TOOLS	
PART NO.	DESCRIPTION
07-00176-11	Vacuum Pump, Dual Voltage/Dual Frequency
07-00375-00	Stepper Motor Drive Tester
07-00408-00	Stepper Jumper Assembly
07-00462-00	Temperature Tester, 4-Lead
07-00477-00	Inspection Mirror
07-00228-00	Multimeter, Digital
07-00229-00	Amprobe Clamp (Used with 07-00228-00)
07-00238-00	Wrench, Service Valve
07-00243-10	Multimeter, Digital (Fluke)
07-00277-00	Kit, Static Dissipative (Used for Working on Electronic Components)
07-00304-00	Ground Strap, Wrist (Used for Working on Electronic Components)
07-00294-00	Gauge Set, Manifold - Fahrenheit/PSI
07-00294-05	Gauge Set, Manifold - Centigrade/KPa
07-00295-00	Detector, Leak
07-00397-03	Extractor, Pin (Used on Fan Motor Plugs and Interrogator Plugs)
07-00397-02	Crimper, Pin (Used on Fan Motor Plugs and Interrogator Plugs)
07-00329-00	Extractor, Pin (Used on Controller Module Connectors)
07-00330-00	Crimper, Pin (Used on Controller Module Connectors)
07-00391-00	Application Gun (Used with 07-00390-00)
07-00398-00	Software Card Programmer
07-00409-00	1-1/8 Inch, 3/8 Inch Drive, Used on Economizer Valve
07-00410-00	1-3/8 Inch, 3/8 Inch Drive, Used on Suction/Discharge Valve
07-00418-00	Torx Driver Bit
Refer to Manual 62-03213	

PART NAME INDEX

B

Battery, Real Time Clock, 35

C

Circuit Breaker 3 Pole, 600 Volt, 55

Coil Kit, Solenoid (DUV), 20

Coil, EEV, 43

Coil, ESV, 26

Compressor, Scroll, 19

Condenser Coil Assembly, 23

Condenser Fan Assembly, 29

Condenser Fan Motor, 29

Condenser Grille, 29

Contactoer 12 Amp, 55

Contactoer 30 Amp, 55

Control Box Door Assembly, 37

Controller/DataCORDER Module, 35

D

Defrost Heater, 39

Display Module, 37

E

EC39DM070, 21

Evaporator Coil Assembly, 43

Evaporator Fan, 41

Evaporator Motor, 41

F

Fan Deck, 5

Filter Drier, 26

H

Heat Exchanger, 27

High Pressure Switch, 21

Humidity Sensor, 47

K

Key Pad Assembly, 37

M

MS510074, 50

R

Rain Shield, Evergreen, 37

T

Terminal Block, 55

Thermistor, Ambient (AMBS), 61

Thermistor, Combo/Return (RTS/RRS), 61

Thermistor, Defrost (DTS), 61

Thermistor, Evaporator Defrost (HTT), 61

Thermistor, Supply Recorder Sensor (SRS) / Supply
Temp Sensor (STS), 61

Transducer Service (EPT), (SPT), 20

Transducer, DPT, 21

Transducer, SPT, EPT, 21

Transformer, 55

Transformer, Current Sensing, 55

U

Upper Air Panel Assembly, 7

V

Valve Body Solenoid, ESV, 26

Valve, EEV, 43

Valve, Service, 21

PART NUMBER INDEX

PART NO.	PAGE NO.	PART NO.	PAGE NO.	PART NO.	PAGE NO.
0				2	
07-00176-11	64	12-00352-00	21	22-00119-03	15
07-00228-00	64	12-00395-02	61	22-00119-04	15
07-00229-00	64	12-00413-05SV	63	22-01197-20	59
07-00238-00	64	12-00433-05SV	37	22-01292-02	57
07-00243-10	64	12-00495-00	61	22-01556-00	51
07-00277-00	64	12-00495-01	61	22-01556-01	59
07-00294-00	64	12-00500-00	61	22-01556-02	59
07-00294-05	64	12-00528-00	63	22-01556-04	59
07-00295-00	64	12-00594	35	22-01556-06	59
07-00304-00	64	12-00603-02	7	22-01566-01	60
07-00329-00	64	12-00615	35	22-01604-00	50
07-00330-00	64	12-00655-01	21	22-01613-06	47
07-00375-00	64	12-00686-00	47	22-01613-07	47
07-00391-00	64	12-50089-00	53	22-01613-10	7
07-00397-02	64	12-55009	35	22-01613-11	7
07-00397-03	64	14-00176-01	43	22-01613-12	61
07-00398-00	64	14-00220-04	26	22-01613-13	7, 47
07-00406-00	63	14-00221-04	26	22-01613-14	61
07-00408-00	64	14-00222-02	26	22-01613-15	53
07-00409-00	64	14-00232-31	26	22-01614-06	61
07-00410-00	64	14-00284-20	26	22-01622-01	59
07-00418-00	64	14-00341-11	26	22-01622-03	59
07-00462-00	64	14-00361-01	20	22-01660-00	61
07-00477-00	64	14-00361-10	20	22-01660-02	53
09-00375-00	35	14-00361-11	20	22-01660-03	61
		14-00361-12	20	22-01660-05	48, 53
		14-00361-13	20	22-01660-08	7
		14-00361-14	20	22-01713-46	20
		14-00361-15	21	22-01713-49	37
		14-00361-16	20	22-01735-00	59, 60
		14-00393-00	43	22-01737-00	63
		14-00393-10	43	22-01737-01	63
		14-01090-12	26	22-01737-02	63
		14-01091-05	26	22-01743-00	63
		14-01091-20	27	22-01777-00	61
		14-01091-21	27	22-01777-02	61
		14-01091-22	27	22-01777-03	61
		18-10136-22	19		
		18-10136-30	19		
1					
10-00332-21SV	55				
10-00431-00	55				
10-00431-01	55				
10-00431-08	55				
10-00431-11	55				
10-00439-01	55				
10-01129-05	35				
10-01129-11	35, 59				
10-01129-12	35				
10-01129-20	50				
12-00170-08	61				
12-00309-05	21				

PART NUMBER INDEX

22-01777-06	61	3		34-06053-14	55
22-01777-07	61			34-06053-15	5
22-01835-00	60	30-00407-02SV	35	34-06053-18	5
22-01944-00	61	34-00373-07	26	34-06053-19	7
22-01944-05	61	34-00373-51	21	34-06053-20	19
22-01944-10	61	34-00373-52	43	34-06107-00	37
22-01997-06	59	34-00373-53	21	34-06136-01	17
22-01997-08	59	34-00373-54	26	34-06139-00	37
22-01997-12	59	34-00616-06	41	34-06139-01	37
22-01997-13	59	34-00655-04	11, 23, 55	34-06139-04	37
22-01997-14	59	34-00655-08	7, 41, 55	34-06142-00	48, 53
22-01997-20	59	34-00655-10	13, 39, 46	34-06154-00	7, 9
22-01997-21	59	34-00655-12	39	34-06165-08	41
22-01997-22	59	34-00655-18	21	34-06185-01	7
22-02205-00	48, 53	34-00662-13	23	34-06212-12	7, 9
22-02324-01	15	34-00663-07	55	34-06236-00	19
22-02324-09	59	34-00663-08	37	34-06269-12	43
22-02336-02	35	34-00663-09	19, 55	34-06277-02	19
22-02336-08	35	34-00663-11	39, 41, 43	34-06295-00	21
22-02341-01	50	34-00667-05	50	34-06357-00	29
22-02378-00	15	34-00667-09	13	34-66621-04	37
22-02392-00	61	34-00667-11	13, 17, 26	34-66622-05	7
22-02393-01	61	34-00667-12	29	34-66638-00	27
22-02394-00	61	34-00792-07	5	38-00599-00	41
22-02394-02	60	34-00795-09	21	38-00620-01	29
22-02401-00	63	34-00795-17	41		
22-02418-02	63	34-00848-10	50	4	
22-02420-00	63	34-00928-04	33	40-00520-01	26
22-02448-00	61	34-00928-07	5, 46	40-00520-02	21
22-04016-00	60	34-00928-09	5, 43, 46	40-00520-03	21
22-04031-00	59	34-00928-20	5, 7, 11, 33, 37	40-00542-00	21
22-04031-01	60	34-01178-22	31, 57	40-00542-01	21
22-04032-00	59, 60	34-01178-23	31	40-00583-05	21
22-04128-10	19	34-01181-01	29	40-00663-00	21
22-04276-02	60	34-06051-32	47	40-00665-04	21
22-50127-00	53	34-06053-00	5, 17, 21, 23, 33	40-00665-21	21
22-66651-10	15	34-06053-02	26, 29	40-00667-00	27
22-66656-33	60	34-06053-03	13, 18, 33	40-00668-00	27
22-66676-00	55	34-06053-05	17, 21, 26, 37, 48	40-00675-00	20
22-66681-00	7			40-01124-00	21
24-66603-00	39	34-06053-13	7, 9		

PART NUMBER INDEX

40-66620-01	26	44-00473-00	37	58-04026-108	23, 26
40-66625-38	26	44-01041-04	31	58-04026-23	23, 26
40-66628-03	43	44-66605-00	37	58-04026-59	26
40-66629-00	43	48-00413-01	41	58-04026-74	37
42-00032-00	27	48-66611-00	37	58-04101-00	37
42-00032-13	26			58-04101-02	37
42-00065-01	5			58-04202-02	38
42-00174-110	11			58-04246-00	19, 55
42-00174-111	11	54-00648-20	41	58-04273-00	33, 57
42-00174-116	11	54-00655-20	29	58-04276-00	33
42-00174-34	11	56-07257-11	20	58-04279-00	33
42-00183-08	43	56-07911-00	26	58-04315-00	31
42-00243-04	27	56-08627-00	27	58-04316-00	17, 31, 38
42-00243-12	21	56-08667-00	27	58-04321-24	31
42-00296-01	7, 9	56-08689-00	20	58-04366-00	37
42-00327-00	7, 9	56-09063-00	21	58-04376-05	7
42-00334-00	11	56-09064-00	26	58-04378-01	9
42-00389-03	26	56-09149-00	23	58-04480-00	5
42-00390-03	26	56-09160-00	43	58-04539-10	38
42-00407-00	7	56-09161-00	21	58-04539-11	38
42-00425-109	43	56-09162-00	21	58-04539-12	38
42-00425-112	21	56-09163-00	27	58-04539-13	38
42-00425-130	21	56-09164-00	27	58-04680-00	13
42-00425-131	21	56-09195-00	43	58-04770-00	41
42-00425-139	27	56-66738-00	27	58-04791-01	19
42-00425-69	27	56-66776-00	43	58-04821-00	19
42-00425-78	27	56-66777-00	43	58-04910-00	23
42-00425-93	27	58-00065-06	43	58-04910-01	23
42-00570-00	46	58-00065-46	43	58-04910-02	23, 26
42-00667-28	27	58-00065-91	43	58-04910-04	26
42-00667-32	27	58-00065-93	55	58-04910-05	26
42-00741-00	37	58-00065-95	21	58-04910-06	5
42-00771-00	23, 26	58-00079-01	51	58-04910-07	5
42-00771-01	23, 26	58-00616-00	14	58-04954-00	37
42-00771-02	23, 26	58-00701-03	13	58-04960-00	37
42-00771-03	23, 26	58-00836-19	26	58-04968-00	46
44-00285-54	21	58-00848-12	55	58-04980-00SV	29
44-00300-04	37	58-00967-00	13, 55	58-66646-00	7
44-00361-00	31, 57	58-00969-00	7, 31		
44-00370-03	26, 43	58-01097-00	48		
44-00370-08	43	58-01184-00	35		
44-00391-00	37	58-04026-07	17		

5

6

PART NUMBER INDEX

62-02723-21	49	66U-1-5361-25	29, 43, 46	66U1-6651-24	61
62-02823-07	49	66U-1-5371-10	21, 47	66U1-7352-3	17
62-03957-04	37	66U-1-5371-6	21, 31, 37, 43	68-04910-08	13
62-10911-00	13	66U-1-5371-7	13, 33, 37, 43, 47, 48, 51, 55	68-11989-00	9
62-10930-00	7	66U-1-5381-1	43	68-12933-07	7
62-11252-00	49	66U-1-5381-3	43	68-12940-05	7
62-11263-02	49	66U-1-5562-7	13	68-13181-01	47
62-11264-01	49	66U-1-6651-19	55	68-14278-00	26
62-11270-14	33	66U-1-6651-2	37	68-14456-01	17
62-11275-00	53	66U-1-6651-22	37	68-14815-00	7
62-11424-03	49	66U-1-7352-3	55	68-14903-00	7
62-11424-04	49	66U-1-7842-12	55	68-15118-03	17
62-11729-00	53	66U-1-7842-6	55	68-15477-02	26
62-11731-01	50	66U-1-7842-7	55	68-15478-02	26
62-11735-04	49	66U-1-9592-13	13	68-15532-00	21
62-11739-03	49	66U-1-9752	50	68-15997-00	21
62-66081-00	49	66U1-1251-2	17	68-15998-00	21
62-66682-01	49	66U1-1571-3	27	68-16521-00	5
62-66723-00	7	66U1-2403	11	68-16695-00	5
62-66776-01	11	66U1-2583	15	68-16696-00	46
66-1-5361-25	31	66U1-2593-4	11	68-16697-00	5
66CH-1-1172-2	57	66U1-2603	18	68-16715-00	43
66CH-1-1172-28	55	66U1-3803	20, 27	68-16767-00	46
66CH-1-1172-32	57	66U1-3882	17, 19, 26, 53	68-16823-00	26
66CH1-1172-2	7	66U1-3882-3	27	68-16864-00	26
66U-1-1251-2	55	66U1-5321-13	7	68-16891-00	46
66U-1-2403	37	66U1-5321-2	27	68-16892-01	43
66U-1-2403-1	37	66U1-5321-3	5, 11, 23	68-16893-00	43
66U-1-2552-185	41	66U1-5321-7	5, 17, 18, 23	68-16894-00	39
66U-1-3632-20	21	66U1-5321-8	17, 26	68-17021-00	48
66U-1-3803	21, 31, 57	66U1-5331	5	68-17023-00	53
66U-1-3882	31, 37, 38, 47, 48, 57	66U1-5331-4	27	68-17044-00	5
66U-1-3882-3	21, 43	66U1-5361-11	17	68-17089-00	43
66U-1-5321-2	37	66U1-5361-25	5, 17, 18, 23	68-17118-00	5
66U-1-5321-3	13, 39, 41, 43, 46	66U1-5361-7	23	68-17129-02	5
66U-1-5321-6	50	66U1-5362-2	7	68-17145-00	46
66U-1-5321-7	13, 21, 33, 47, 55	66U1-5371	27	68-17175-00	11
66U-1-5321-8	13, 33, 37, 47, 48, 51, 55	66U1-5371-6	17, 19, 26	68-17185-00	23
66U-1-5361	29	66U1-5371-7	26, 35, 53	68-17188-00	5, 46
		66U1-5562-12	14	68-17190-00	43
		66U1-5562-2	7, 9, 14	68-17196-00	23

PART NUMBER INDEX

68-17200-00	5	69NT35-6112	29	8	
68-17201-00	46	69NT35-636-1	53		
68-17228-00	37	69NT35-636-6	37	81-04186-20	43
68-17290-00	26	69NT35-8113	5	81-04202-00	27
68-17293-00	11	69NT40-657-4	5	81-04203-20	23
68-17298-00	37	69NT43-295	41	81-04212-00	21
68-17316-00	13			86-04956-00	39
68-17337-00	11	7		86-04987-01	37
68-17344-00	5			86-04994-00	26
68-17345-00	46	76-00816-00	20	86-05003-00	13
68-17361-00	11	76-50058-00	63	86-05078-00	5
68-17405-00	55	76-50059-00	63	86-86174-00	37
68-17419-01	46	76-50149-00	35		
68-17444-00	17	76-66615-00	7	9	
68-17461-00	37	79-01697-06SV	9		
68-86230-00	13	79-04018-01	37	91-00438-08	59
68-86251-00	17	79-04045-00	11	99TS0322CK001400	27
69NT-35-2692-4	51	79-04046-00	37		
69NT-35-3452-1	29	79-04047-00	37	99TS0835CK002000	27
69NT-35-3907	47	79-04049-01	26		
69NT-35-9073-1	55	79-04051-00	21	A	
69NT35-2692	11, 35	79-04055-00	26		
69NT35-2692-1	29, 33, 39, 41, 46	79-66626-00	7	AT39JA171	13, 51
		79-66669-00	37	AU27JR131	37, 47
69NT35-3452	29	79-66703-00	7	AU27JR171	13, 31, 51
69NT35-5992	18				



A member of the United Technologies Corporation family.
Stock symbol UTX



**United
Technologies**

Climate | Controls | Security

Carrier Transicold Division,
Carrier Corporation
P.O. Box 4805
Syracuse, N.Y. 13221 U.S.A

www.carrier.transicold.com